

# NuvōMed™

## **NFMV-4/0715 Heated Foot Massager**



## **Instruction Manual**

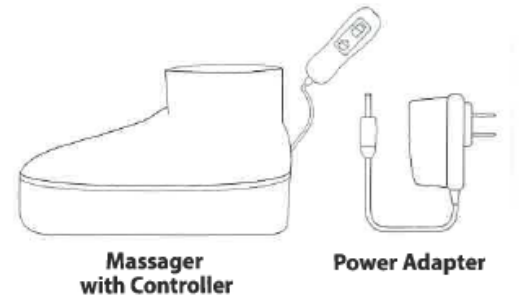
Please read all instructions carefully and retain for future use

## GETTING STARTED

- Remove the unit from the box.
- Remove any packaging from the product.
- Please read all instructions and retain all packaging until you have checked and counted all of the parts.

## PACKAGE CONTENTS

- Heated Foot Massager with Controller
- Power adapter
- Instruction Manual



## DESCRIPTION OF PARTS

(Accessories)

1. Power Adapter

(Controller)

2. Power Jack

3. Vibration Setting = Enable/disable massager

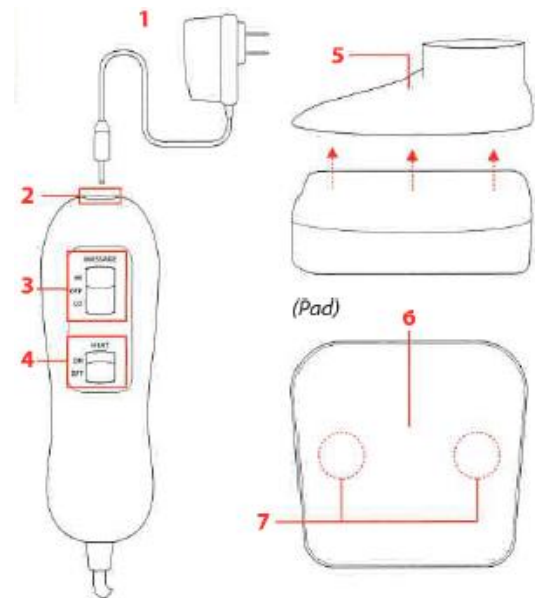
4. Heat Setting = Enable/disable heat

(Pad)

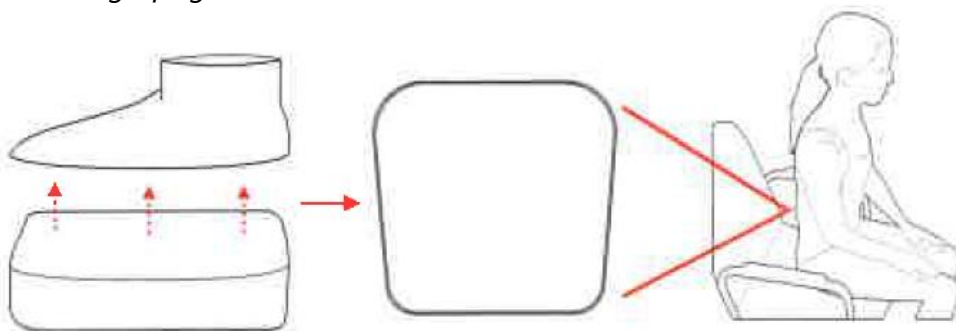
5. Removable Foot Cover

6. Heating Pad

7. Massagers



*This massager can be used for feet or for the lower back. **To use the massager on your back, unzip and remove the foot cover from the pad.** The pad will comfortably against the small of your back while sitting upright in a chair.*



## HOW TO USE

### ⏻ Powering ON/OFF

Attach the pin of the supplied power adapter to the power jack on the top of controller and plug the adapter into a working wall outlet.

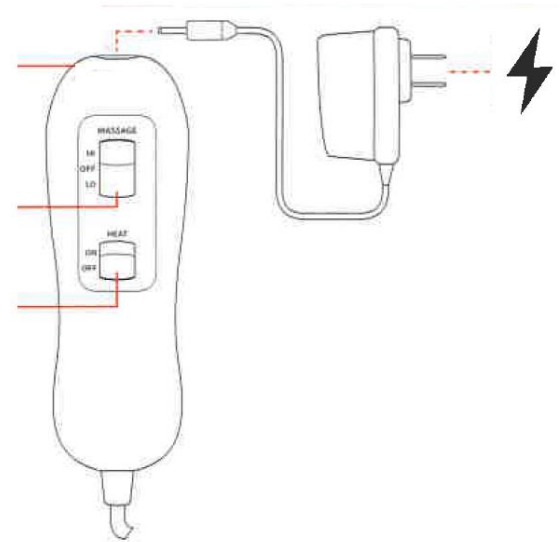
### 🔊 Turn the massager ON

Slide the Vibration setting to the Hi or Lo Position on the controller.

### 🔥 Turn the heating pad ON

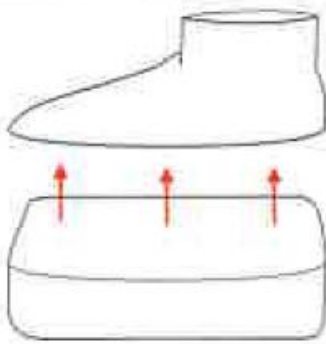
Move the Heat setting to the ON position on the controller.

*Note: Use ONLY the power adapter that has been packaged with this massager. Do not attempt to use other adapters.*

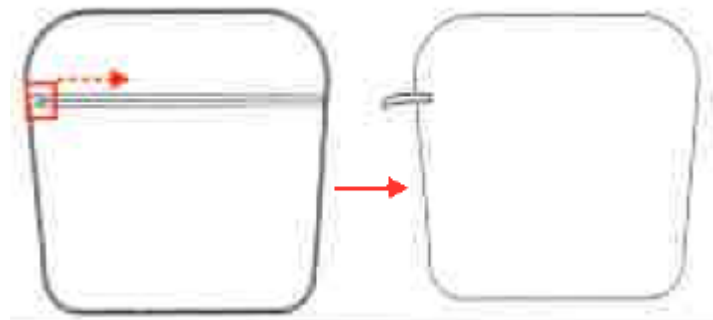


## CLEANING AND MAINTENANCE

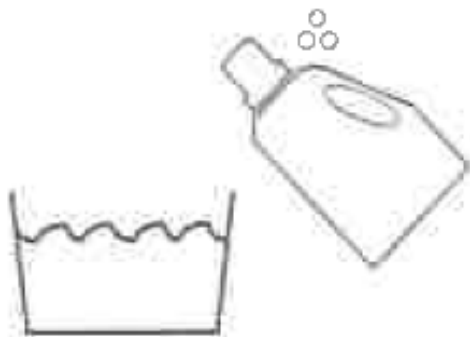
### Cleaning the Massager



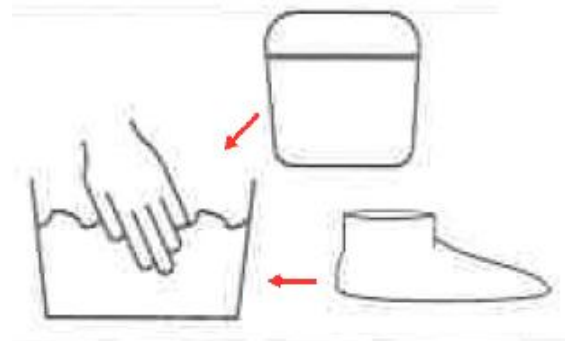
Unplug the massager and let the heating pad cool down if just used.



Unzip and remove the foot cover from the massager, then unzip the bottom cover from the pad.



Use small amount of detergent.



Wash the massager's cover by hand and let the cover **air dry**

Place the massager in a safe, cool and dry place when not in use.

**DO NOT USE WASHING MACHINE OR CLOTHES DRYER ON THE MASSAGER'S COVER.**

This can shrink/damage the covers. Make sure covers are completely dry before returning to the pad. The massager internal **pad** CANNOT BE WASHED. Washing the pad will cause damage to massager's pad and can potentially cause bodily harm to the user.

## **SAFETY PRECAUTIONS**

- Consult your doctor before using this product.
- Individuals with pacemakers should not use this item.
- This unit is not intended for use by persons (including children) with reduced physical, sensory or mental capabilities or lack of experience or knowledge. They should be given supervision and instruction in the use of the unit by a person responsible for their safety.
- Never use the product on open skin eruptions, swollen, or inflamed areas.
- DO NOT operate after taking painkillers, sedatives or alcohol. Consult your doctor if you are under these medications.
- DO not continuously operate for 15 minutes or longer. It is recommended to turn the product off and allow it to rest (cool) for 30 minutes before re-using. This will prolong the life of the product.
- The product is designed as a non-professional massager to soothe tired and arching muscles. It is not intended to be a substitute for medical attention. If your ailments and symptoms persist or worsen after use, contact your doctor immediately.

*WARNING: Any individual who is pregnant, has a pacemaker, suffers from diabetes, phlebitis, and /or thrombosis, or is at an increased risk of developing blood clots due to recent surgery, should consult their physician before using a massaging device designed for home use.*

## **GENERAL INFORMATION**

- Keep cord away from heated surfaces.
- Never block the air openings of the product or place it on a surface, such as bed or couch, where the air openings may be blocked. Keep the air openings free of lint/hair.
- Never use while sleeping.
- Never drop or insert objects into any opening.
- DO NOT operate where aerosol products are being used/administered.
- DO NOT use on/near eyes or other highly sensitive areas.
- DO NOT operate under a blanket/pillow. Excessive heating can occur and cause fire, electric shock/injury.
- DO NOT carry this product by its supply/power cord, or use the cord as handle.
- DO NOT use it directly on one concentrated area of the body. It is meant to be used in a continuous motion, constantly changing the massage area.
- To disconnect, turn all controls to the OFF position then remove the plug from the outlet.
- DO NOT perform any servicing on the product.
- Use this product only for its intended use as described in the manual. Do not use attachments not recommended by the manufacturer.

## **FCC INSTRUCTIONS**

Changes or modifications not expressly approved by the party responsible for compliance could void the user's authority to operate the product.

NOTE: This product has been tested and found to comply with the limits for a Class B digital device, pursuant to Part 15 of the FCC Rules. These limits are designed to provide reasonable protection against harmful interference in a residential installation. This product generates, uses and can radiate radio frequency energy and, if not installed and used in accordance with the instructions, may cause harmful interference to radio communications. However, there is no guarantee that interference will not occur in a particular installation. If the product does cause harmful interference to radio or television reception, which can be determined by turning the equipment off and on, the user is encouraged to try to correct the interference by one or more of the following measures :

- Reorient or relocate the receiving antenna.
- Increase the separation between the product and receiver.
- Connect the product into an outlet on a circuit different from that to which the receiver is connected.
- Consult the dealer or an experienced radio/TV technician for help.

The device complies with Part 15 of the FCC Rules. Operation is subject to the following two conditions: (1) this device may not cause harmful interference, and (2) this device must accept any interference received, including interference that may cause undesired operation.

## **LIMITED WARRANTY**

This manufacturer's product warranty extends to the original consumer purchaser of the product. Neither the retailer nor any other company involved in the sale or promotion of this product is a co-warrantor of this manufacturer warranty.

**WARRANTY DURATION:** All materials and workmanship are warranted to the original consumer purchaser for a period of ninety (90) days from the original purchase date.

**WARRANTY COVERAGE:** This product is warranted against defective materials or workmanship. This warranty is void if the product has been damaged by accident, in shipment, unreasonable use, misuse, neglect, improper service, commercial use, repairs by unauthorized personnel or other causes not arising out of defects in materials or workmanship. This warranty is effective only if the product is purchased and operated in USA, and does not extend to any units which have been used in violation of written instructions furnished by manufacturer or to units which have been altered or modified or, to damaged products or parts thereof which have had the serial number removed, altered, defaced or rendered illegible.

**WARRANTY DISCLAIMERS:** This warranty is in lieu of all warranties expressed or implied and no representative or person is authorized to assume for manufacturer any other liability in connection with the sale of our products. There shall be no claims for defects or failure under any theory of tort, contractor commercial law including but not limited to, negligence, gross negligence, strict liability, breach of warranty and breach of contract. Under no circumstances will Manufacturer's / Distributor's maximum liability exceed the retail value of the product.

**WARRANTY PERFORMANCE:** During the above 90 day warranty period, a product with a defect will be either repaired or replaced with a reconditioned comparable model (at manufacturer's option). The repaired or replacement product will be in warranty for the balance of the 90 day warranty period and an additional one-month period. No charge will be applicable for such repair or replacement.

**SERVICE AND REPAIR:** If service is required for this product, you should first contact Midwest Trading Group Customer Service at [info@mtradinggroup.com](mailto:info@mtradinggroup.com) or by calling 1 (866) 815-4714, Monday to Friday 10am to 6pm EST.

**NOTE:** Manufacturer cannot assume responsibility for loss or damage during incoming shipment. As a precautionary measure, carefully package the product for shipment, and insure it with the carrier. Be sure to enclose the following details with the product: your full name, return address and daytime phone number, a note describing the problem you experienced, a copy of your sales receipt or other proof of purchase to determine warranty status. C.O.D. shipments cannot be accepted.