

BI-36U/S



FEATURES

- Monitor and control remotely with Wi-Fi connectivity
- Preserves refrigerated foods with cool, moist air and frozen foods with frigid, dry air
- Fight spoilage and odors with a NASA-inspired air purification system
- Locks in cold air to ensure freshness with magnetic door seals
- Keeps produce fresher with high-humidity, sealed crisper and deli drawers
- Controls temperature within one degree of setpoint
- Filters water and ice, removing contaminants, chlorine taste, and odor
- Yields ice automatically and "max ice" for additional production
- Ensures excellent visibility with bright lights
- Refer to freshness cards for tips on food preservation, use, and care


ACCESSORIES

- 36" Stainless Steel Kickplate
- 90° Door Stop
- Air Purification Cartridge
- Dual Installation Kit
- Egg Container
- Stainless Steel Pro Louvered Grille - 83"
- Stainless Steel Pro Louvered Grille - 88"
- Stainless Steel Side Panel
- Water Filter
- Water Filter By-Pass Plug
- White Side Panel
- Dual Installation Kit with Dual Wide Grille

Accessories are available through an authorized dealer.
For local dealer information, visit subzero-wolf.com/locator.



HANDLE OPTIONS



PRODUCT DETAILS

REFRIGERATOR

- LED refrigerator and freezer lights
- 4 glass refrigerator shelves (3 adjustable; 1 stationary)
- 1 high-humidity crisper drawer with adjustable dividers
- 1 deli drawer with adjustable dividers
- 1 adjustable dairy compartment
- 3 door bins (2 adjustable; 1 stationary)

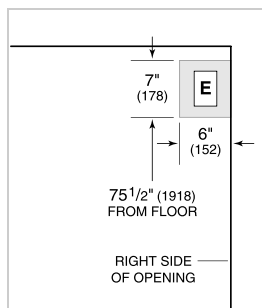
FREEZER

- Automatic ice maker with removable ice container
- 1 full-extension roll-out freezer drawer

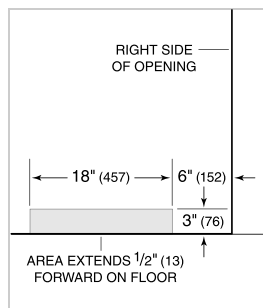
PRODUCT SPECIFICATIONS

Model	BI-36U/S
Dimensions	36"W x 84"H x 24"D
Door Clearance	37 1/4"
Drawer Clearance	23 5/8"
Refrigerator Capacity	16.4 cu. ft.
Freezer Capacity	5.3 cu. ft.
Electrical Supply	115 VAC, 60 Hz
Electrical Service	15 amp dedicated circuit
Plumbing Supply	1/4" OD copper, braided stainless steel or PEX tubing
Plumbing Pressure	35–120 psi
Receptacle	3-prong grounding-type

ELECTRICAL




PLUMBING



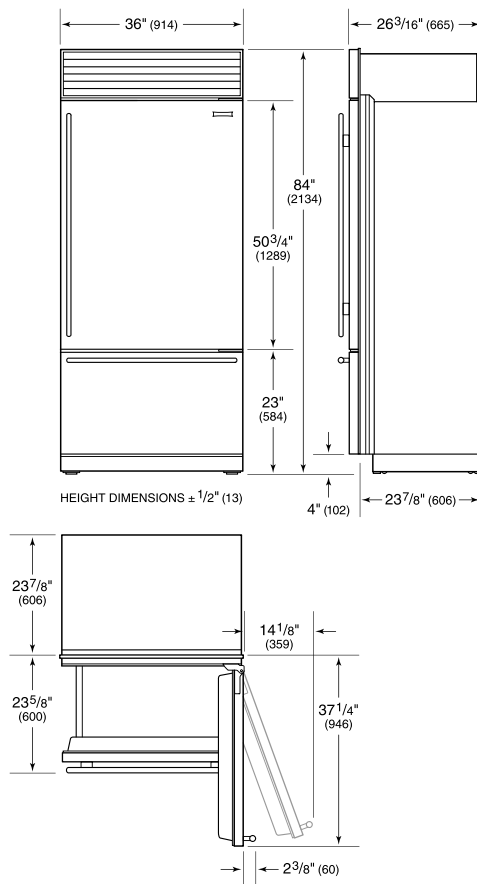
NOTE: Dimensions in parenthesis are in millimeters unless otherwise specified

INTERIOR VIEW

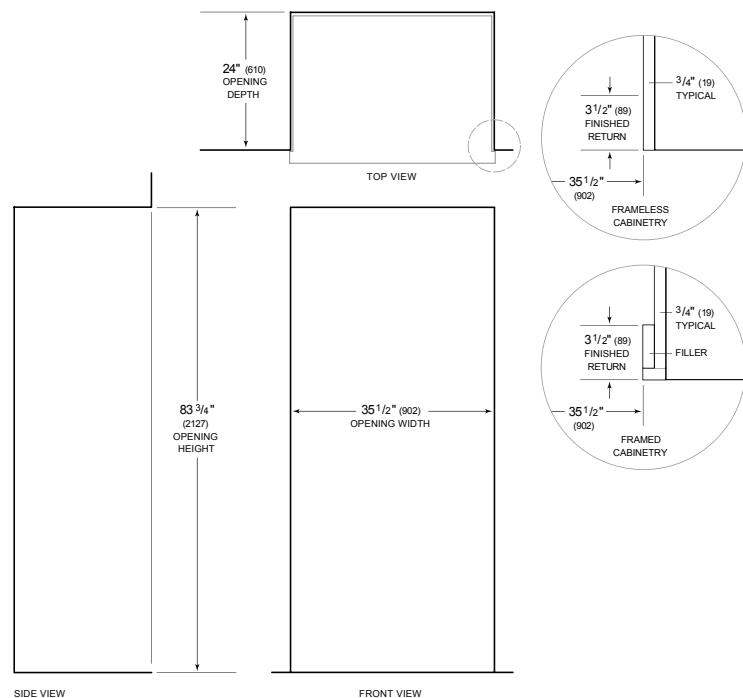


This illustration is intended for interior reference only and may not represent the exterior of the model being specified.

DIMENSIONS



STANDARD INSTALLATION



NOTE: 3 1/2" (89) finished returns will be visible and should be finished to match cabinetry. Shaded line represents profile of unit.