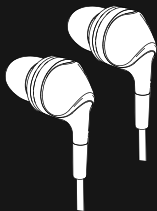




Made for  
iPod iPhone iPad

## Stereo Earbud Smartphone Headphones

RF-EB0414-WH/RF-EB0414-BK



### QUICK SETUP GUIDE

Before using your new product, please read these instructions to prevent any damage.

### Package contents

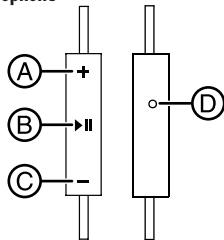
- Stereo Earbud Smartphone Headphones
- Earbud tips: small (1 pair), medium (1 pair), large (1 pair)
- Quick Setup Guide

### Features

- 3.5 mm gold-plated stereo plug for easy connection
- Clear and rich sound with deep bass
- Includes small, medium, and large earbuds to provide a comfortable fit
- In-line microphone system includes controls for volume up/down and play/pause
- Compatible with MP3 players and smartphones including:
  - iPod touch (2nd, 3rd, 4th, and 5th generations)
  - iPod classic
  - iPod nano (4th, 5th, 6th, and 7th generations)
  - iPod shuffle (3rd and 4th generations)
  - iPhone 5
  - iPhone 4, 4s
  - iPhone 3GS
  - iPad Mini
  - iPad 4
  - iPad 3
  - iPad 2
  - iPad

### Using your headphones

#### In-Line microphone



#### Parts and controls

<b>A</b>	<b>Volume +</b>	Increases the volume.
<b>B</b>	<b>Center button</b>	<b>Music playback:</b> Press once to play or pause the current track. Quickly press twice to skip to the next track. Quickly press three times to skip to the previous track. <b>Phone calls:</b> Press once to answer or end a call. Press and hold for about two seconds to reject an incoming call. When you release this button, two low beeps confirm the call was rejected.
<b>C</b>	<b>Volume -</b>	Decreases the volume.
<b>D</b>	<b>Microphone</b>	Speak into the microphone when on a phone call.

#### Wearing the headphones

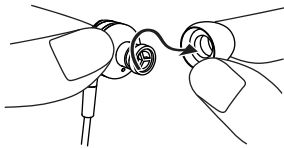
Wear the earpiece marked **R** in your right ear and the one marked **L** in your left ear.

## Earbud tips

Small, medium, and large earbud tips are included. Select the earbud tips that fit comfortably and snugly in your ears.

### To detach an earbud tip

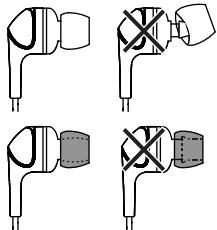
While holding the headphone, twist and pull the earbud tip off.



**Tip:** If the earbud tip slips and cannot be detached, wrap it in a dry soft cloth for a better grip.

### To attach an earbud tip

Push the end of the earbud tip into the headphone. Make sure that the end of the earbud piece is fully covered.



## Cleaning the earbud tips

Remove the earbud tips from the headphones and wash them with a mild detergent solution.

## Precautions

- Keep your headphones clean at all times, especially the inside of the earbud tip.
- If any dust or ear wax accumulates inside the earbud tip, you may experience poor audio quality.
- Listening with headphones at high volume can damage your hearing.
- For traffic safety, do not use while driving or cycling.
- The earbud tips may deteriorate from long term use or storage.
- Install the earbud tips firmly onto the earbud. If an earbud tip is loose, it may detach and become lodged in your ear.
- If you store your audio device with the headphones attached, make sure that no headphone buttons are automatically pressed.



## Note on static electricity

In particularly dry air conditions, you may feel a mild tingling in your ears. This is a result of static electricity accumulated in the body, and not a malfunction of the headphones. The effect can be minimized by wearing clothes made from natural materials like cotton.

## Specifications

### Receiver:

Driver unit: 8.6 mm, dometype

Power: 3mW

Impedance: 16  $\Omega$  at 1 kHz

Sensitivity: 92dB +/- 4dB; @ 1KHz, 126mV

Plug: 3.5 mm gold-plated stereo plug

### Microphone:

Open circuit voltage level: -42 dB (0 dB=1 V/Pa)

## One-year limited warranty

Visit [www.rocketfishproducts.com](http://www.rocketfishproducts.com) for details.

## Contact Rocketfish:

For customer service, call 1-800-620-2790

[www.rocketfishproducts.com](http://www.rocketfishproducts.com)



iPad, iPhone, iPod, iPod classic, iPod nano, iPod shuffle, and iPod touch are trademarks of Apple Inc., registered in the U.S. and other countries.

"Made for iPod," "Made for iPhone," and "Made for iPad" mean that an electronic accessory has been designed to connect specifically to iPod, iPhone, or iPad, respectively, and has been certified by the developer to meet Apple performance standards. Apple is not responsible for the operation of this device or its compliance with safety and regulatory standards. Please note that the use of this accessory with iPod, iPhone, or iPad may affect wireless performance.

ROCKETFISH is a registered trademark of BBY Solutions, Inc. Registered in some countries. Distributed by Best Buy Purchasing, LLC, 7601 Penn Ave South, Richfield, MN 55423 U.S.A.

©2013 BBY Solutions, Inc. All Rights Reserved.