

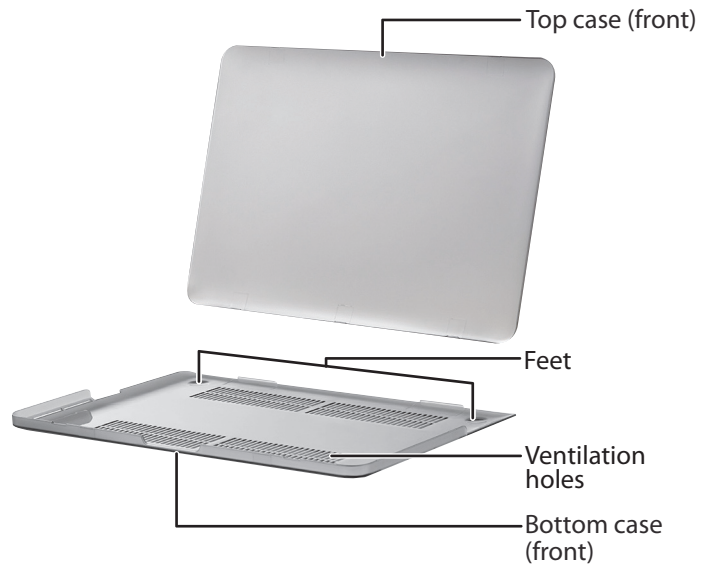
PACKAGE CONTENTS

- Hard Shell Case
- *Quick Setup Guide*

FEATURES

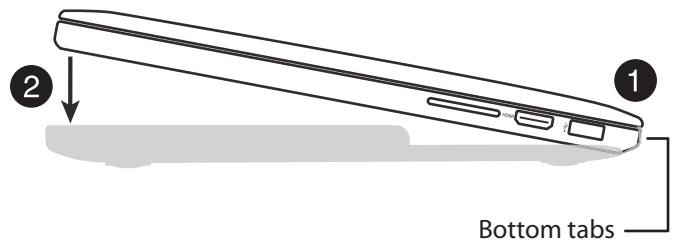
- Case fits the 13-inch Macbook Pro® with full access to ports, buttons, card slots, and lights
- Light-weight, hard-shell plastic helps prevent damage from bumps and scratches
- Snap-on design makes installation quick and easy
- Rubberized feet keep your Macbook Pro from slipping and sliding
- Bottom ventilation openings prevent over-heating
- Soft-touch finish provides an elegant look and feel
- Apple® logo shines through the top cover

PRODUCT OVERVIEW

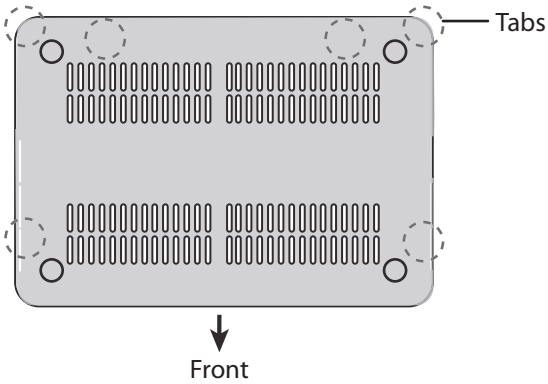


INSTALLING THE CASE

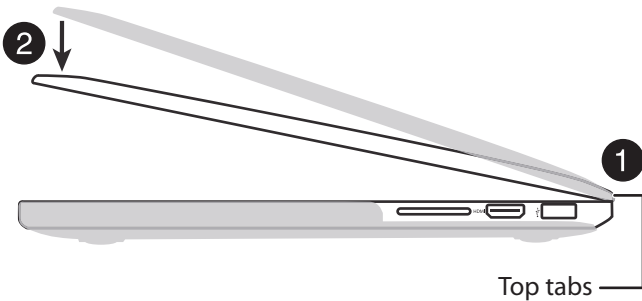
- 1 Clean the outside of your MacBook with a soft, lint-free cloth to remove any dust or debris.
- 2 Align your MacBook with the tabs on the bottom case cover. Make sure that the slots on the cover fit over the ports and buttons on your MacBook.



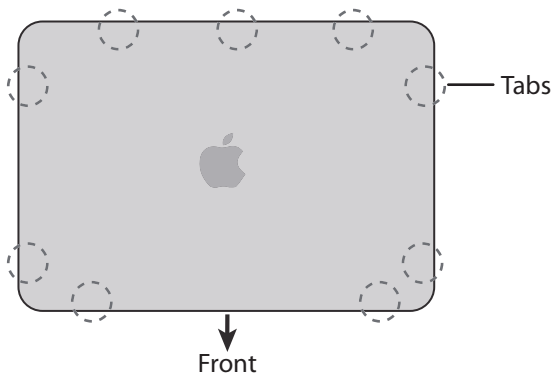
- 3** Press the tabs on the bottom cover to snap the bottom cover onto your MacBook.



- 4** Open your MacBook about half way and make sure that the tabs on the top cover are placed near the bottom of the screen.



- 5** Press the tabs on the cover to snap the cover onto your MacBook.



ONE-YEAR LIMITED WARRANTY

Visit www.insigniaproducts.com for details.

CONTACT INSIGNIA:

For customer service, call 1-877-467-4289 (U.S. and Canada) or 01-800-926-3000 (Mexico)

www.insigniaproducts.com

INSIGNIA is a trademark of Best Buy and its affiliated companies. Registered in some countries.
Distributed by Best Buy Purchasing, LLC
©2015 Best Buy. All rights reserved.
Made in China