



EASY ONE TOUCH™4

Bike Stem and Handlebar Mount

EXPLORING

Locking Side Arms

Silicone Pads

Easy One Touch Trigger Button



Cradle Knob

Bar Mount Base

Release Bars


ADDITIONAL PARTS



Safety Strap
Use pre-installed Safety Strap to secure your smartphone.

2 Rubber Strips

Optional Installation for more secure fit on thin handlebars



Allen Wrench
Use Allen Wrench to adjust and tighten screws on Bar Mount Base.

KEY FEATURES



Easy One Touch mounting system locks and releases the device with just a push of a finger



Press Release Bars



Mount Device



Universal design, fits all smartphones and their cases



Flexible Safety Strap secures smartphones of all sizes while cycling

- We strongly recommend using Safety Strap at all times. iOttie is not liable for any damage due to product misuse.




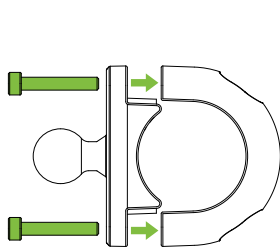
Mount rotates 360° for optimal viewing angles



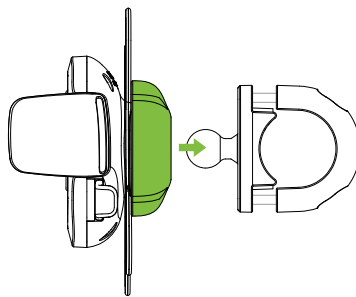
INSTALLATION

iOttie

-  Please Note: Remember to always use the Safety Strap to secure your smartphone while cycling. iOttie is not responsible for possible damages due to product misuse.

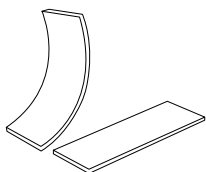


- 1A** - Place Bar Mount Base around the bike's handlebars or bike stem.
1B - Tighten screws securely using the included Allen Wrench.

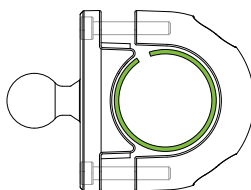


- 2** - Connect ball joint to Bar Mount Base and tighten Cradle Knob securely.

OPTIONAL INSTALLATION

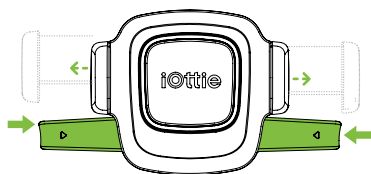


- 3** - Use the included Rubber Strips inside the Bar Mount Base if the mount is loose or doesn't fit securely on the bike's handlebars or stem.

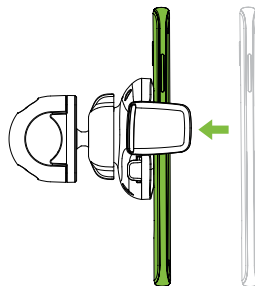


- 4** - Place Rubber Strip inside the Bar Mount Base if the bike bar is too thin.


MOUNTING YOUR DEVICE



- 5** - Press Release Bars into to open Locking Side Arms.



- 6** - Put smartphone against the Easy One Touch Trigger Button, arms will automatically close against the device.



- 7** - Wrap Safety Strap over the four corners of smartphone to secure on mount.

 Always use Safety Strap when mounting your smartphone.

★★★★★

Love your
iOttie product?

Let us know by leaving a review online, or connect with us on our social platforms.



 **1 YEAR**
WARRANTY

Having Issues?

Our Customer Service Team is waiting to assist you!
Please reach out to us at cs@iottie.com.

iOttie
www.iottie.com