


# Precautions for the use of swivel chairs:

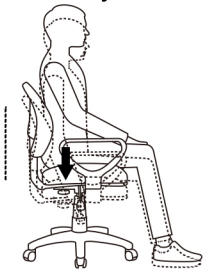
**1** Please keep your center of gravity level and **do not tilt or rock** when sitting on the chair, and **do not lean back and forth** to prevent falling;



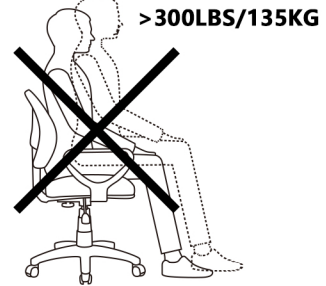
**2** When sliding the seat on uneven, smooth, hard ground (such as **carpet**), please **hold your chair to stay safe and not fall**;




**3** Please keep your center of gravity down when lifting and lowering the product to make it easier to adjust the seat height;



**4** Do not use chairs above the maximum load capacity of **300lbs/135kg**;



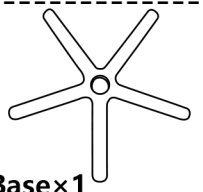
**5** Do not lean too much on the backrest to prevent falling;




## Part List



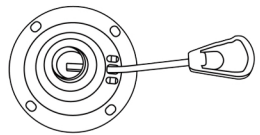
**A** Cushion×1



**B** Base×1



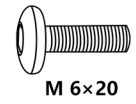
**C** Gas lift×1



**D** Adjustment handle×1



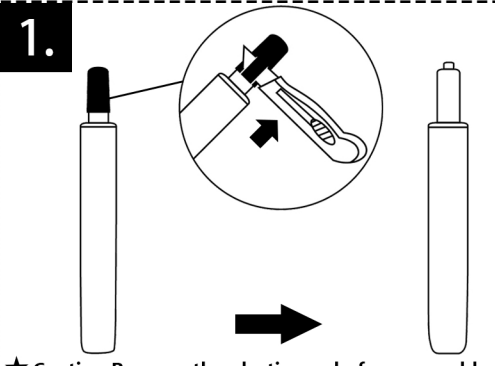
**E** Wheel×5



**F** Screw×4



**G** Wrench×1



★ **Caution:** Remove the plastic cap before assembly. This is a part of packaging only. Sometimes the cap cracked firmly inside the seat plate, you'd better to remove it by tools like knife scissor.

