

# Espresso Donatello 30" Induction Range Stainless Steel, 4 elements, 5.0 cu.ft. True Convection Oven

Model: FFSIN0905-30



## Features And Benefits

- Stainless-Steel, Slide-In Range
- A Set Of Handles And Knobs In Antique Brass And Stainless Steel.
- 4 Burners
- Ceramic Glass Top
- 5 Cu. Ft Oven Cavity.
- Speckled Blue Oven Interior Finish
- Digital Display
- 2 Oven Racks
- 2 Oven Lights
- Oven Cleaning Type: Self clean feature, Steam Clean Safe

## APPEARANCE

Door Style	Chef
Kick Plate	Yes
Warming drawer	No
Storage drawer	No
Knob design	Standard
Knob Color	Antique Brass / Stainless Steel
Handle design	Forno
Handle color	Antique Brass / Stainless Steel
Rangetop surface type	Ceramic Glass top
Number of Elements	4
Number of Ovens	1
Fingerprint resistant	No
Case material	Steel
Leveling leg cover	No

## FEATURES

Convection Technology Type:	True Convection
Self Clean	Yes
Is The Knob Dishwasher Safe	No
Audio Preheat Signal	Yes
Preheat Signal	Yes
Hot surface Indicator	Yes
LED Screen Display	Yes
Auto Oven Shut Off With Override	No
Telescopic Removable Racks	No
Standard Removable Rack	Yes
Rack Material	Chrome Plated
Oven Modes:	
Convection or Conventional	Convection
Bake	Yes
Dehydrate	No
Convection bake	Yes
Rotisserie kit	No
Broil (high & low)	Yes
Convection Broil (high & low)	Yes
Convection Roast	Yes
Defrost	No
Proof	Yes
Warming	Yes
Air fry	Yes
Sabbath	No
Door lock	Yes
Oven Lights	Yes
Clock	Yes
°C Or °F Programmable	Yes
Timer	Yes
Control Lock Option	yes
Air-Fryer Kit	Yes
Temperature Gauge	No
Oven Interior Color	Speckled Blue
Oven Rack	2
Oven Levels	6

## DIMENSIONS & WEIGHT

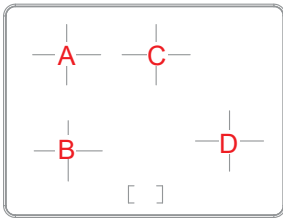
Product dimensions (WxHxD)(in)	30 x 38 x 27.95
Net weight (lbs)	145.5 lbs
Packaging dimensions (WxHxD)(in)	33 x 37.87 x 39.3
Shipping Weight (lbs)	176.37 lbs

## TECHNICAL SPECIFICATIONS

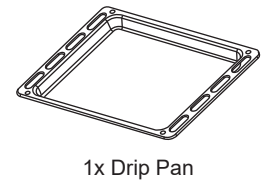
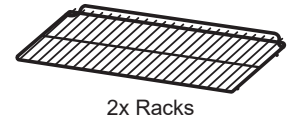
Circuit Breaker Amperage:	50 Amps
Volts:	240V
Frequency:	60Hz
Power Cord Length:	5.55 ft
Receptacle Type:	Cable Wire
Certification	ETL Listed

## BURNER SPECIFICATIONS

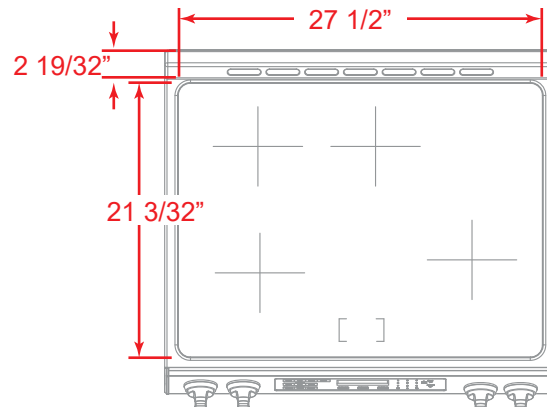
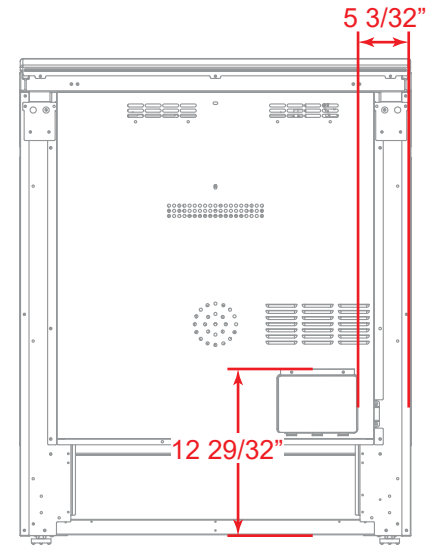
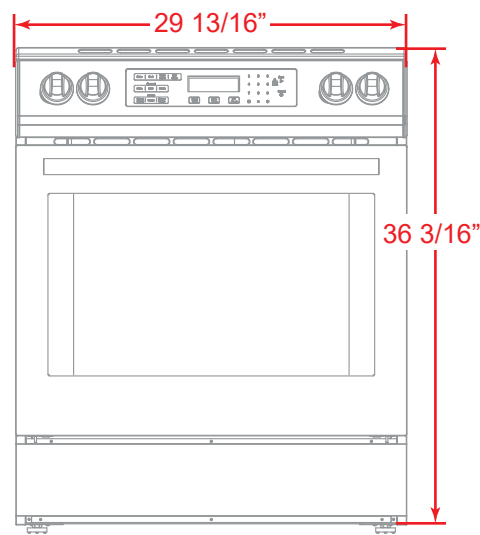
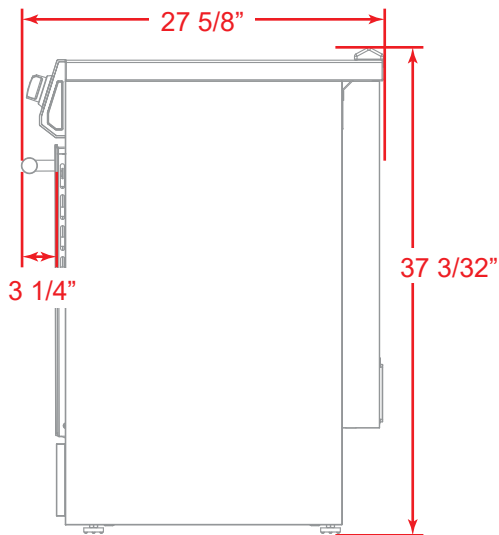
(A) Left Rear Burner	1,500W
(B) Left Front Burner	2,100W
(C) Right Rear Burner	3,000 W
(D) Right Front Burner	1,500W



## ACCESSORIES



## PRODUCT DIMERNSION



## CUTOUT DIMERNSION

