




VIBRATING LED MASSAGE BELT

Instruction Manual



PLEASE READ THIS INSTRUCTION MANUAL CAREFULLY.
MAKE SURE THAT YOU ARE FAMILIAR WITH THE OPERATION OF
THE PRODUCT BEFORE USING IT.



MONTEL WILLIAMS

Living Well Products, LLC promotes Montel Williams' message of living well physically, emotionally, and spiritually. Our goal is to make healthy living simple, convenient, and accessible to everyone by offering quality products at a great value. We strive to make "Living Well" a simple, easy, and affordable daily choice for our family of consumers.

Introduction

Congratulations on taking the first step to easing achy, painful muscles. The Vibrating LED Massage Belt uses more than 100 long lasting-LEDs in combination with gentle vibrations to help relieve aches, pains, and stiffness. During use, it provides an increase in local blood circulation, which aids in relaxation. The Vibrating LED Massage Belt is the all-natural and noninvasive pain reliever that goes anywhere you do and works instantly!

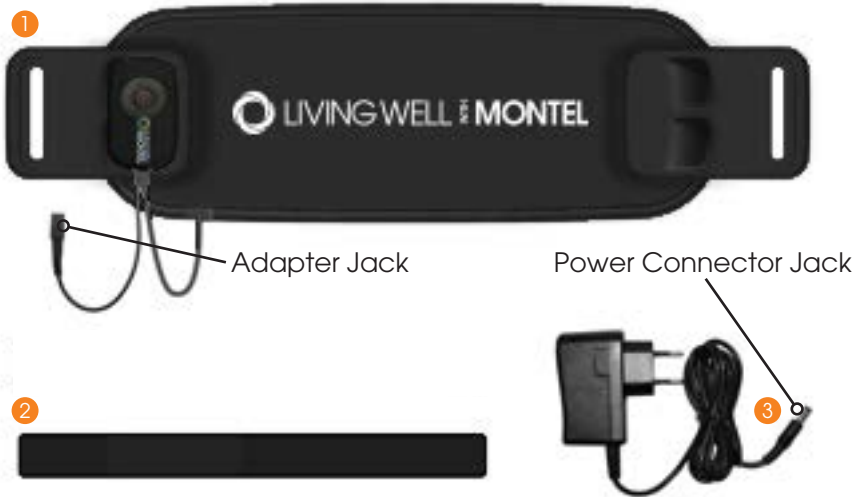
Warnings and Precautions

- Consult your physician before using this device.
- Do not place device over open wounds, sores, or rashes or over swollen, red, infected or inflamed areas of skin eruptions (e.g. phlebitis, thrombosis, varicose veins).
- Do not place device directly on wounds or areas that have had recent surgery.
- Do not use this device while sleeping.
- Do not use this device when in bath or shower.
- Do not use this device if unit has been damaged.
- Do not use on children or pets. Keep out of reach of children and pets.
- Do not use in an area where water or moisture can get on the unit, such as bathroom or other high humidity places.
- Do not use the on the same body parts more than 2 hours. Suggested usage time is 60 minutes per location.
- Do not expose directly to eyes.
- Do not use if your skin has light sensitive reaction or if you are currently taking medication that increases light sensitivity.
- Do not use if you are pregnant on the abdomen or back.
- Do not place/use on the body parts which are implanted metal parts. Overheating may occur.
- Do not stand or sit on the Vibrating LED Massage Belt. This product is not designed to withstand entire body weight.
- If you feel any discomfort while using the device, discontinue use.
- Do not dismantle, repair or modify the device. This may cause injury and will void the product warranty.

PLEASE NOTE THAT THIS IS NOT A MEDICAL DEVICE

Product Specifications

ITEM	Vibrating LED Massage Belt
PRODUCT SIZE	47.5cm x 1.1cm x 13.5cm
INPUT POWER	100V~240V, 50~60Hz
OUTPUT POWER	DC 12V/1A



- 1. Vibrating LED Massage Belt
- 2. Extension Belt

- 3. Power Adapter x 1 pc
- 4. Controller

112 Red LEDs (635nm)



Indicating Light

On/Off Button

4

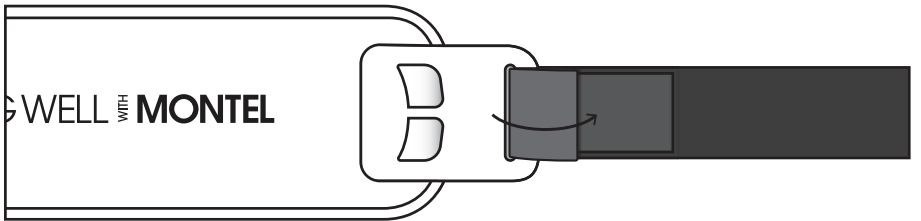
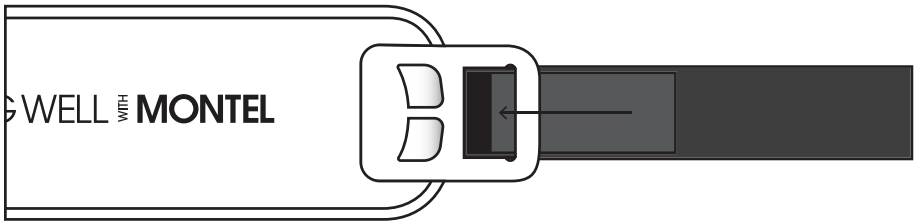
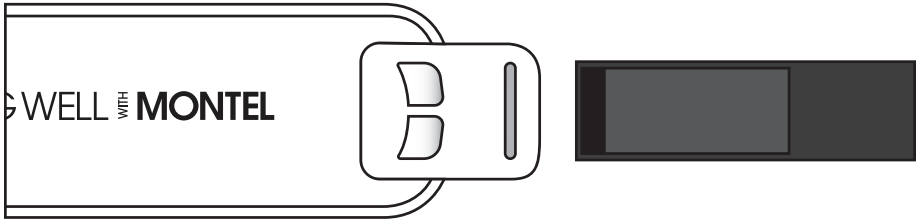


■ Using Your Vibrating LED Massage Belt ■

- Put the Extension Belt on the Vibrating LED Massage Belt. The Extension Belt is adjustable to fit to different parts of the body as needed. (reference Steps and Diagrams on next page)
- Connect the Adapter Jack to the Power Connector Jack of the belt.
- Plug in the Power Adapter when ready to use the Vibrating LED Massage Belt.
- Press the On/Off Button one time: The Indicating Light on the Controller will be light up in red and all the LED lights will turn on (they will light up).
- Press the On/Off Button two times: This will start the vibration function.
- Press the On/Off Button three times: This will turn off the Belt.
- After 60 minutes of use, the Vibrating LED Massage Belt will automatically turn off.

Steps and Diagrams

Begin by placing the Vibrating LED Massage Belt on a flat surface with the LED Bulbs facing down. Loop the extension belt into one end of the unit with the hook and loop side facing out. Secure the hook and loop about 2 inches in to connect the extension belt to the unit.



STEP 1



Hold the Vibrating LED Massage Belt up against the desired area you wish to target. The LED bulbs should be in direct contact with your skin or a lightweight garment.

STEP 2




Wrap the extension belt across your body to loop it into the opposite end.

STEP 3



Loop the extension belt into the opposite end of the unit and pull slack through. Ensure Vibrating LED Massage Belt is coming into contact with the area you wish to target.

STEP 4



Stretch extension belt back to the opposite end to secure unit comfortably in place. Press together hook and loop to keep unit in the desired position.



LIVING WELL™ WITH MONTEL

VIBRATING LED MASSAGE BELT

Living Well Products, LLC warrants this product to be free of manufacturing defects. Should any such defect develop or become evident within one year from the date of purchase, Living Well Products, LLC will replace the entire product or, at its option, repair or replace the defective part(s) without charge.

Contact Living Well Products, LLC customer service at 888.784.2835 to determine whether it is necessary to return the unit. To return, securely pack the entire unit. Be sure carton clearly identifies sender by name and address. Attach a letter or card describing defect and original sales receipt, along with your contact information. Mail prepaid to the address shown below.

Returns: **LIVING WELL PRODUCTS, LLC, ATTN: RETURNS DEPT., 6011 Century Oaks Dr. Chattanooga, TN 37416**

This warranty is void if damage or malfunction is due to abuse or failure to operate product in accordance with instructions and on recommended electrical current.

This warranty gives you specific legal rights and you may also have other rights which vary from state to state.

If you have any questions, or would like to learn more about Living Well Products, LLC, please contact us at 888.784.2835 or visit livingwellwithmontel.com

Living Well with Montel™ is a trademark of LIVING WELL PRODUCTS, LLC.

Model No. **MWHG01**

REV-071216

PATENT PENDING

For customer service call 888.784.2835 (+1.423.402.9010 for outside the United States) or visit us online at livingwellwithmontel.com

Pour le service à la clientèle appelez le 888.784.2835 (+1.423.402.9010 à l'extérieur des États-Unis) ou visitez livingwellwithmontel.com

Para servicio al consumidor llame al 888.784.2835 (fuera de Estados Unidos marque +1.423.402.9010) o visite livingwellwithmontel.com



**Read Instructions
Before Operating**

**MADE IN
CHINA**



DO NOT DISPOSE OF BATTERIES IN FIRE. ALWAYS DISPOSE OF BATTERIES PER LOCAL & FEDERAL GUIDELINES

© 2016 LIVING WELL PRODUCTS, LLC. All specifications are subject to change without notice. All rights reserved.

LIVING WELL PRODUCTS, LLC. 6011 Century Oaks Dr. Chattanooga, TN 37416