

REF30BMBIXRT

REFRIGERATOR 30" BUILT-IN BOTTOM MOUNT WITH ICE MAKER
RIGHT SWING DOOR, STAINLESS STEEL



Energy Star rated refrigerator & freezer with 15.5 cu.ft of total storage capacity.

True flush installation with proprietary 'Lift & Swing' hinges, ensuring perfect door balance and requiring minimal clearance from adjacent cabinets.

All metal construction liner for longer durability and optimized insulation for max cold retention.

Precise temperature control for optimal food preservation: lateral airflow system, powered by dual variable-speed compressors and dual evaporators, reduces cold loss when opening door.

FlexMode control to set temperature in lower drawer compartment as Freezer, Fresco (28-36°F) or Fridge (36-46°F).

Automatic custom ice maker with control for ice cube size.

Integrated water filter located in the low temperature section ideal for hygienically clean drinking water and ice.

Digital TFT Touch & Scroll interface with user-friendly navigation for temperature, humidity and custom setting selection.

2 years parts & labor warranty.

PRODUCT FEATURES

Size	W 30"
Volume	Ref 11.8 cu.ft / Frz 3.7 cu.ft
Door finish	Stainless steel
User interface	Internal digital TFT touch and scroll interface
Lighting	Top and sidewall LED lights
Refrigerator shelves	1 stationary + 2 height-adjustable
Refrigerator drawers	2 soft-close metal drawers
Freezer compartment	Flexmode control to set temperature as freezer (5°F to -8°F), fresco (28°F to 36°F) or fridge (36°F to 46°F)
Door storage	3 height-adjustable bins
Ice maker	Automatic ice maker up to 3 lbs/24 hrs
Settings	Bottle cooler, Ice maker, Ice cube size, Super ice, Water filter, Flex mode, Vacation mode, Shopping mode, Sabbath mode

TECHNICAL SPECIFICATIONS

Electrical supply	115 V 60 HZ - 250 W - 3 Amp
Power connection	NEMA 5-15P with 98" power cord
Sound rating	41 dbA
Water connection	1/4" waterline with shut-off valve
Water supply pressure	8 psi to 75 psi
Energy consumption	543.0 kwh/yr
Certification	ETL
Warranty	2 years parts & labor
Packaging dimensions	W 31 1/2" H 89" D 31 1/2"
Weight	432.0 lbs

ACCESSORIES

Z330001	Replacement water filter accessory
PROHK30PI	Handle kit - Professional series
MASHK30PI	Handle kit - Master series
HERHK30PI	Handle kit - Heritage series
DS2HERTSB	Décor set 2 - Matt Satin Black finish
DS2HERTPC	Décor set 2 - Polished Copper finish
DS2HERTGO	Décor set 2 - Gold finish
901470	Connection trim for side-by-side installation

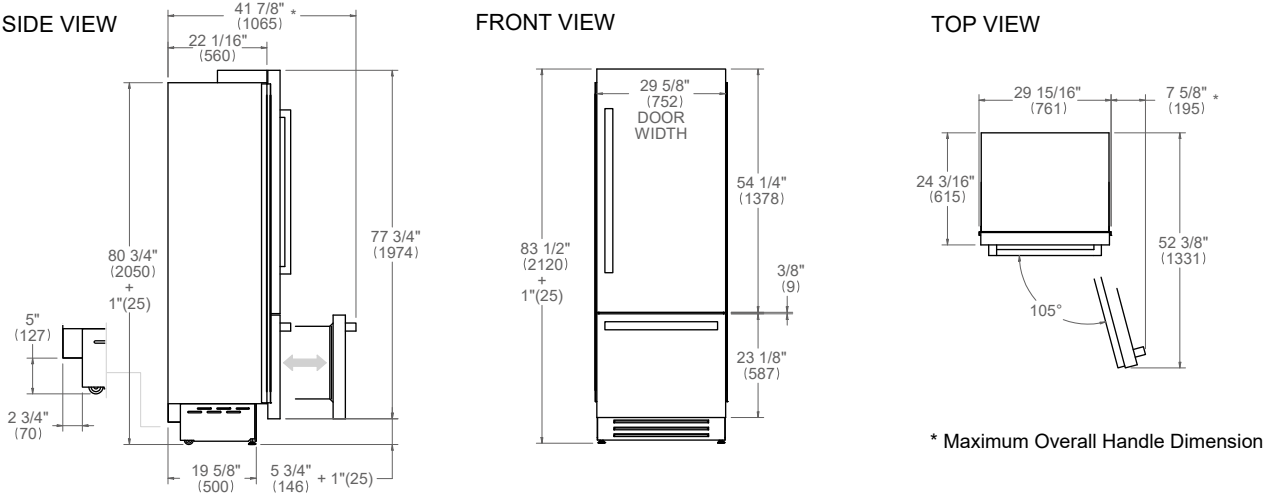


REF30BMBIXRT

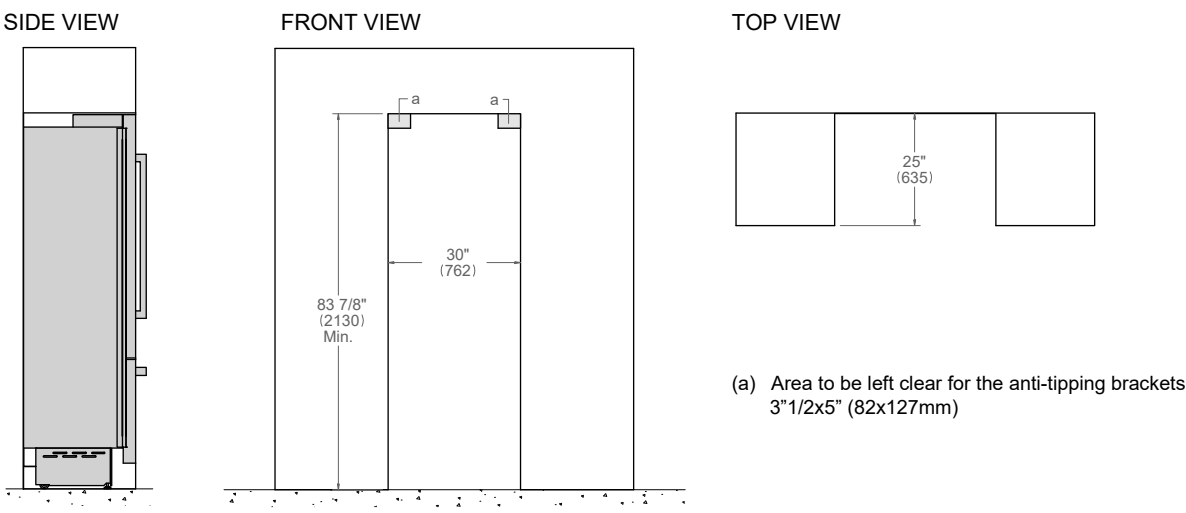
REFRIGERATOR 30" BUILT-IN BOTTOM MOUNT WITH ICE MAKER
RIGHT SWING DOOR, STAINLESS STEEL



PRODUCT DIMENSIONS



CUTOUT DIMENSIONS

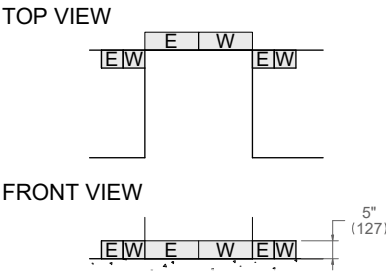


ELECTRICAL & WATER CONNECTION

- E** A properly-grounded, horizontally-mounted electrical receptacle should be installed according to this drawing
- W** To connect to the water supply system, a 1/4" NPT waterline with accessible shut-off valve must be supplied.

Connection(s) placement within the opening may require additional cabinet depth.

A separate circuit breaker servicing only this appliance is recommended. For installation of multiple products in combination, refer to the Built-in Food Preservation Design Guide. Dimensions in parentheses are millimeters unless otherwise specified.



INSTALLATION REQUIREMENTS

If the appliance(s) is not connected through the side profile trims to secured cabinetry anti-tip brackets must be installed.