



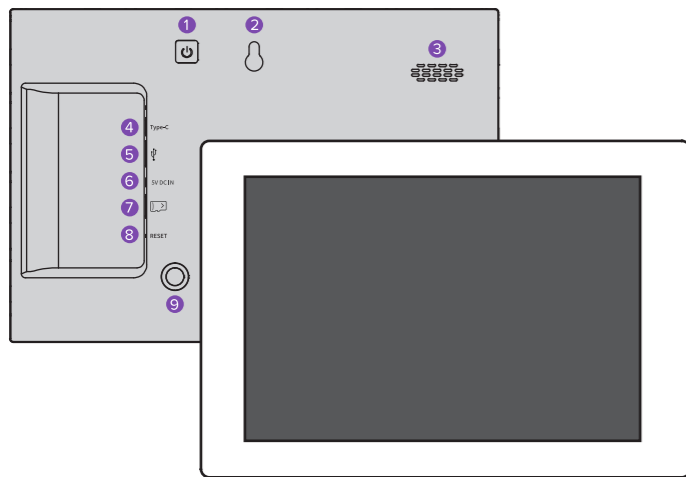
User Manual



## myFirst Frame Live Quick Start Guide

Guía de Inicio Rápido  
Guide de Démarrage Rapide  
Schnellstartanleitung  
Guida Rapida all'Avvio  
Snelle Startgids  
クイックスタートガイド  
快速入門指南.





#### EN

1. Power On/Off
2. Mounting Hole
3. Speaker
4. Type-C Port
5. USB Port
6. 5V DC Input
7. Memory Card Slot
8. Reset Hole
9. Flexible Prop Screw Hole

#### FR

1. Marche/Arrêt
2. Trou de Montage
3. Haut-Parleur
4. Port Type-C
5. Port USB
6. Entrée 5V DC
7. Fente pour Carte Mémoire
8. Trou de Réinitialisation
9. Trou de Vis pour Support Flexible

#### IT

1. Accensione/Spegnimento
2. Foro di Montaggio
3. Altoparlante
4. Porta Tipo-C
5. Porta USB
6. Ingresso DC 5V
7. Slot per Scheda di Memoria
8. Foro di Reset
9. Foro per Vite di Supporto Flessibile

#### JP

1. 電源オン/オフ
2. 取り付け穴
3. スピーカー
4. タイプCポート
5. USBポート
6. 5V DC入力
7. メモリーカードスロット
8. リセットボタン
9. ホルダー穴

#### ES

1. Encendido/Apagado
2. Orificio de Montaje
3. Altavoz
4. Puerto Tipo-C
5. Puerto USB
6. Entrada de 5V DC
7. Ranura para Tarjeta de Memoria
8. Orificio de Reinicio
9. Orificio para Tornillo de Soporte Flexible

#### DE

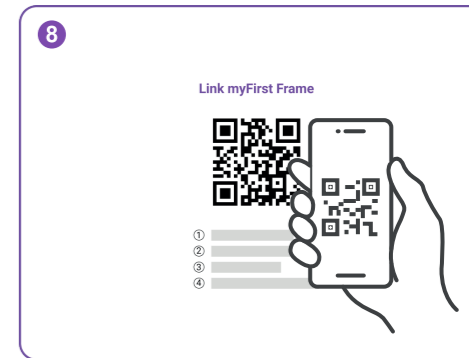
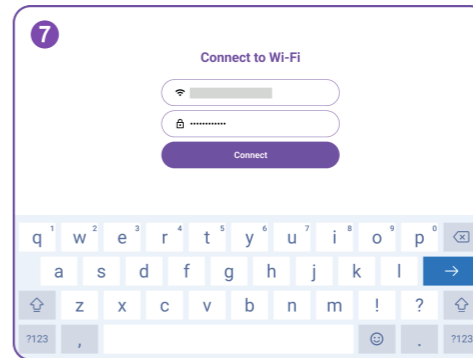

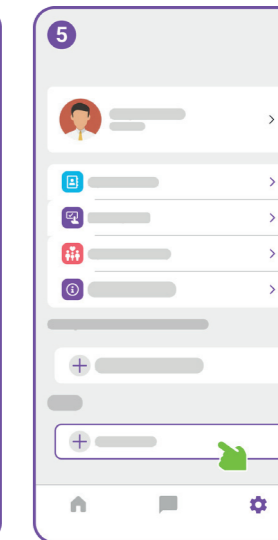

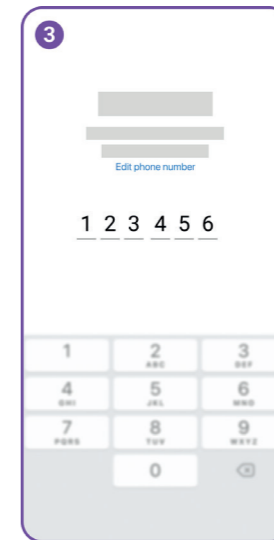
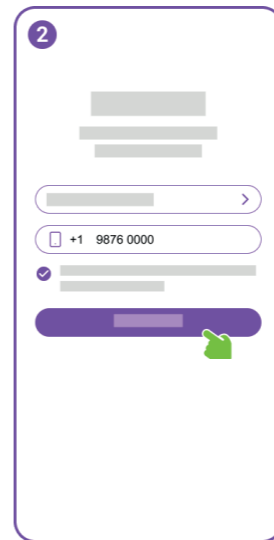

1. Ein/Aus
2. Befestigungsloch
3. Lautsprecher
4. Typ-C-Anschluss
5. USB-Anschluss
6. 5V DC Eingang
7. Speicherkartensteckplatz
8. Reset-Loch
9. Schraubenloch für Flexiblen Halter

#### NL

1. Aan/Uit
2. Bevestigingsgat
3. Luidspreker
4. Type-C Poort
5. USB Poort
6. 5V DC Ingang
7. Geheugenkaartslot
8. Resetgat
9. Schroefgat voor Flexibele Steun

#### TC

1. 開關
2. 安裝孔
3. 揚聲器
4. Type-C端口
5. USB端口
6. 5V直流輸入
7. 記憶卡插槽
8. 重置孔
9. 柔性支架螺絲孔



展开尺寸:420x148 mm

折叠尺寸:210x148 mm

材质:128铜版纸, 双面

工艺:对折

颜色:四色