

## QUICK SETUP GUIDE

# Portable Battery

NS-PB32065B23B / NS-PB32785B23B

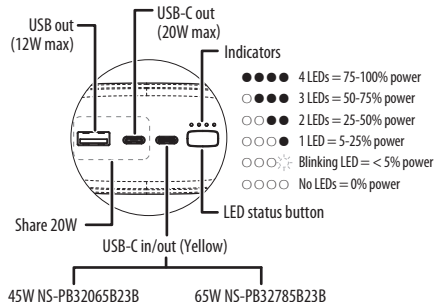
## PACKAGE CONTENTS

- Portable Battery
- 1 ft. (.3 m) USB-C cable
- Quick Setup Guide



Before using your new product, please read these instructions to prevent any damage.

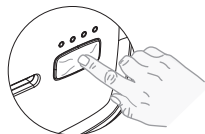
## FEATURES



## CHARGING YOUR LOW POWER DEVICES



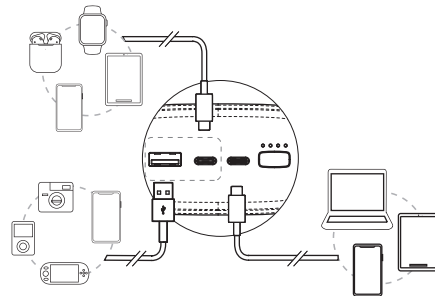
Press and hold the LED Status button for three seconds, or press it twice, to enter Low Power mode. Low Power mode supports the charging of low power devices, such as Apple Watches and Air Pods. Four LEDs blink in sequence indicating Low Power mode is turned on.



After two hours, your portable battery automatically resumes normal charging mode.

**Note:** To exit low power mode early, press and hold the LED status button for three seconds.

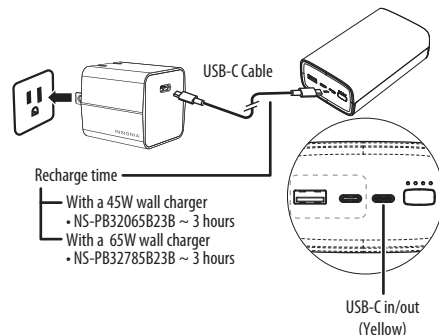
## CHARGING YOUR DEVICES



**WARNING:** Do not charge devices while your portable battery is recharging.

**Note:** If your device requires a different connector than the one provided, use the cable that came with your device.

## CHARGING YOUR PORTABLE BATTERY



**Note:** All four LEDs light when your portable battery is fully charged.

## SAFETY INFORMATION/CAUTION

- Do not expose your portable battery to heat, fire, or water.
  - Do not modify, disassemble, open, drop, crush, puncture, or shred the internal battery.
  - This is not a toy. Young children should be supervised to make sure that they do not play with the portable battery.
  - Do not charge devices while the portable battery is recharging.
  - Recharge the portable battery if it has not been used for more than 90 days.
  - Risk of fires and burns. Do not open, crush, heat above 140° F (60° C), or incinerate. Follow the manufacturer's instructions.
  - Operating environment temperatures: 32 ~ 95° F (0 ~ 35° C)
- This product is safe for regular use under normal conditions. As with any device using electrical power, some situations may be unsafe and injuries or damages could result. To minimize or avoid unsafe conditions, read and follow the instructions before using.









## WARNING

The following represents a typical, but not exhaustive list of advice to be provided to the end-user.

- Do not drop, disassemble, open, crush, bend, deform, puncture, shred, microwave, incinerate, paint, submerge in a liquid, or insert foreign objects into the power bank.
- Keep power banks out of the reach of children. Children should be supervised when a power bank is in use.
- Do not expose power banks to heat or fire. Do not store in direct sunlight or in a vehicle.
- Do not use or charge a damaged power bank. In the event of a power bank leaking, keep away from skin and eyes. Wash any affected area with large amounts of water and seek medical attention.
- Power banks need to be charged before use. Always use the correct cable and refer to the power bank manufacturer's instructions for proper charging instructions.
- Do not use any cable other than that specifically provided or recommended by the power bank manufacturer.
- Do not use a damaged cable to charge or discharge a power bank.
- Do not leave a power bank on prolonged charge when not in use. Disconnect the power bank from the charging source once full.
- Observe the dedicated input and output ports for receiving and providing power on the power bank and the device to be charged to ensure correct use.
- Do not use any power bank which is not designed for use with the device you wish to charge. Refer to the device's manual for proper charging instructions.
- When possible, detach cable(s) from power bank when not in use.
- Only use the power bank in the application for which it was intended.
- Store the power bank in a cool, dry place when not in use. When a power bank is not used for prolonged periods, the power bank should be charged periodically in order to maintain power bank life.
- Dispose of power bank properly.
- Keep all instructions provided with the power bank for future reference.

## SPECIFICATIONS

Portable battery capacity will be less than built-in cell capacity. Performance will vary based on settings and environmental conditions, and will decrease over time and with use.

Model #	NS-PB32065B23B 	NS-PB32785B23B 
Battery Capacity	20,000mAh	26,800mAh
Input	45W	65W
Output	Total output 65W max USB-C1 (yellow color): PD 45W USB-C2: PD 20W USB: 12W C2+USB: 20W shared power	Total output 85W max USB-C1 (yellow color): PD 65W USB-C2: PD 20W USB: 12W C2+USB: 20W shared power
Charge times for compatible devices	 iPhone13 Pro 88 hours video playtime  iPad Pro 12.9" 15 hours video playtime  Macbook Pro 13" 14 hours movie playtime	 iPhone13 Pro 110 hours video playtime  iPad Pro 12.9" 20 hours video playtime  Macbook Pro 13" 20 hours movie playtime
Dimensions (H x W x D)	6.2 x 2.7 x 1.2 in. (15.7 x 6.8 x 3 cm)	5 x 3 x 1.7 in. (12.7 x 7.6 x 4.3 cm)
Cable length	1 ft. (30 cm)	1 ft. (30 cm)
Weight	0.9 lbs. (420 ± 10 g)	1.1 lbs. (505 ± 10 g)

## LEGAL NOTICES

### Declaration of Conformity:

Brand name/model number: INSIGNIA NS-PB32065B23B / NS-PB32785B23B

This device complies with Part 15 of the FCC Rules. Operation is subject to the following two conditions:

(1) this device may not cause harmful interference, and (2) this device must accept any interference received, including interference that may cause undesired operation.

Suppliers Name: Best Buy Purchasing, LLC. Suppliers Address (USA): 7601 Penn Ave South, Richfield, MN 55423 U.S.A. Suppliers phone number: 1-877-467-4289.

### FCC Caution:

Changes or modifications not expressly approved by the party responsible for compliance could void the user's authority to operate the equipment.

### FCC Statement:

**Note:** This equipment has been tested and found to comply with the limits for a Class B digital device, pursuant to Part 15 of the FCC Rules. These limits are designed to provide reasonable protection against harmful interference in a residential installation.

This equipment generates, uses, and can radiate radio frequency energy and, if not installed and used in accordance with the instructions, may cause harmful interference to radio communications. However, there is no guarantee that interference will not occur in a particular installation. If this equipment does cause harmful interference to radio or television reception, which can be determined by turning the equipment off and on, the user is encouraged to try and correct the interference by one or more of the following measures:

- Reorient or relocate the receiving antenna.
- Increase the separation between the equipment and receiver.
- Connect the equipment into an outlet on a circuit different from that to which the receiver is connected.
- Consult the dealer or an experienced technician for help.

## ONE-YEAR LIMITED WARRANTY

Visit [www.insigniaproducts.com](http://www.insigniaproducts.com) for details.

## CONTACT INSIGNIA:

For customer service, call 1-877-467-4289 (U.S. and Canada)

[www.insigniaproducts.com](http://www.insigniaproducts.com)

Phone is a trademark of Apple Inc., registered in the U.S. and other countries.

INSIGNIA is a trademark of Best Buy and its affiliated companies  
Distributed by Best Buy Purchasing, LLC  
7601 Penn Ave South, Richfield, MN 55423 U.S.A.  
©2023 Best Buy. All rights reserved.