In the Box

MZX658 Earphones with Wireless Charging Case

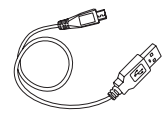

Micro USB Charge Cable

Interchangeable Ear Tips

Carry Pouch

Qi® Wireless Charging Pad

A Closer Look

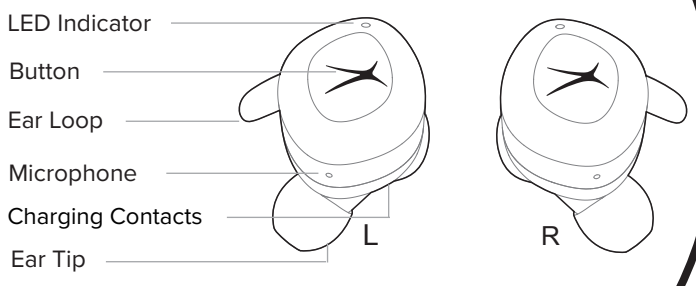

Charging

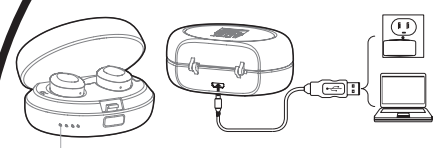

●●●● = Case Fully Charged
●●●○ = Case 75% Charged
●●○○ = Case 50% Charged
●○○○ = Case 25% Charged

*Lights Will Flash When Charging

The case can also be charged by placing it on a Qi Wireless Charging Pad.

● = Charging
*Off = Charged

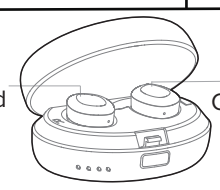

● = Charging
Off = Charged*

*Please note that the LEDs on the earphones will turn blue before turning off completely when fully charged.

Bluetooth Pairing

Press and hold simultaneously for 2-3 seconds to turn on. Earbuds will pair together automatically.

Rapidly Flashing Blue LEDs

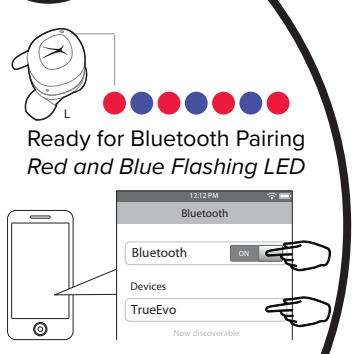

Ready for Bluetooth Pairing
Red and Blue Flashing LED

Paired Together with Phone
Slowly Flashing Blue LEDs

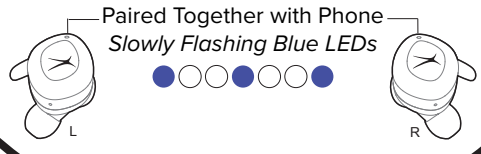

If you are having difficulty pairing your True Evo Wireless Earphones, pleae visit alteclansing.com for helpful resources.

Controlling Your Earphones

One Click: Play/Pause/Answer Incoming Call

Two Rapid Clicks: Start Voice Assistant*

Hold 2-3 Seconds: Reject an Incoming Call

Hold 3-5 Seconds: Power Off

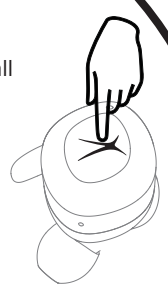

- To use Siri or Google Assistant, you must have a phone that is compatible with one of those two voice assistants (iOS or Android, respectively).

- Your True Evo Wireless Earphones will not work with Siri or Google Assistant if the assistant is not first enabled within the settings on the phone. For more information, see your phone's user manual.

- You must be within Bluetooth range to use Siri or Google Assitant via your True Evo Wireless Earphones.

Wearing Your Earphones

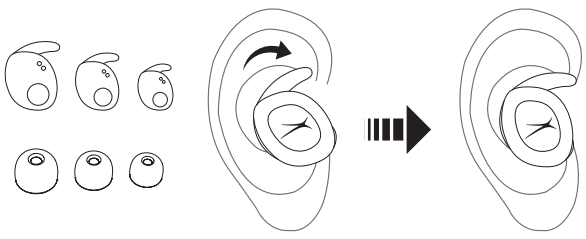

Note: Use whichever size ear tip fits your ear best.

For additional user materials and warranty information, please visit alteclansing.com

est. FIRST

FOLLOW US ON #myalteclansing