

INSIGNIA™

QUICK SETUP GUIDE

Magnetic Silicone Case for Apple AirPods Pro (2nd Generation)

NS-APP2SIBK23 / NS-APP2SIBL23

Before using your new product, please read these instructions to prevent any damage.

PACKAGE CONTENTS

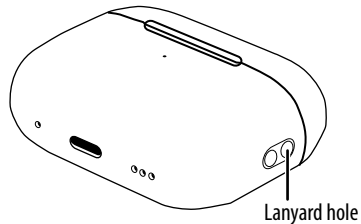
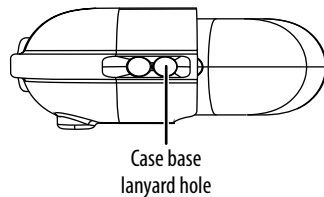
- Silicone case (top and base)
- Glue tape (1 installed, 1 spare)
- Carabiner
- *Quick Setup Guide*

FEATURES

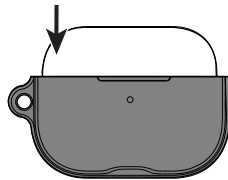
- Built-in magnets support MagSafe and Qi wireless charging
- Cutouts allow you to charge your device, view its LED or attach a lanyard
- Shock resistant up to 4 ft (1.22 m) drops
- Detachable carabiner keeps your AirPods Pro secure to your backpack or purse
- For Apple AirPods Pro (2nd generation)
*Not compatible with the Apple Watch wireless charger

INSTALLING THE BASE

- 1 Put your AirPods Pro case into the silicone case base, making sure that the lanyard hole in the AirPods Pro case lines up with the hole in the silicone case base.

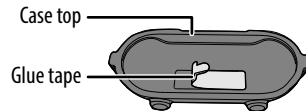


- 2 Push the other side of your AirPods Pro case down into the silicone case base.

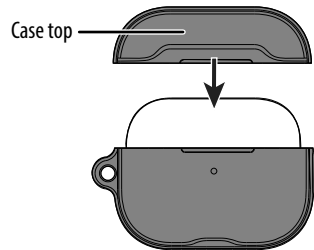


INSTALLING THE TOP

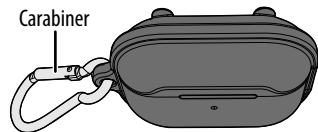
- 1 Tear off the protective covering from the glue tape in the silicone case top.



- 2** Push the silicone case top onto the silicone case base and the AirPods Pro case.



- 3** Install the carabiner through the hole in the side of the case base.



SPECIFICATIONS

Dimensions (H × W × D):

2.13 × 2.98 × 1.05 in.
(5.4 × 7.57 × 2.66 cm)

Weight: .93 oz. (26.48 g)

Material: Silicone

MagSafe compatible: Yes

Qi compatible: Yes

ONE-YEAR LIMITED WARRANTY

Visit www.insigniaproducts.com for details.

CONTACT INSIGNIA:

For customer service, call
1-877-467-4289 (U.S. and Canada)
www.insigniaproducts.com

INSIGNIA is a trademark of Best Buy and its affiliated companies.

Distributed by Best Buy Purchasing, LLC
7601 Penn Ave South, Richfield, MN 55423 U.S.A.
©2022 Best Buy. All rights reserved.