

INSIGNIA™

QUICK SETUP GUIDE

2-Outlet Power Strip

NS-PS1A1C26

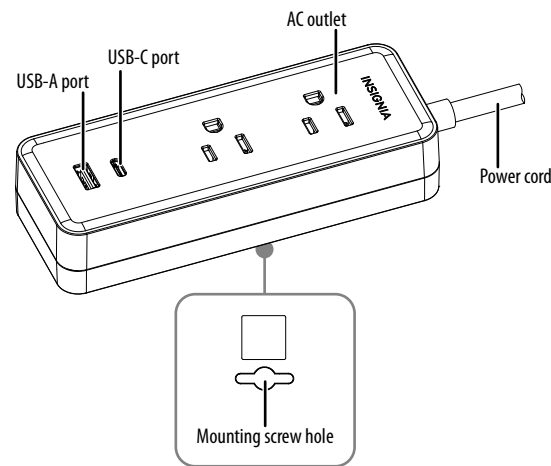
PACKAGE CONTENTS

- 2-outlet power strip
- *Quick Setup Guide*

FEATURES

- Two wide-spaced AC outlets power multiple electronics at the same time
- One USB-C port and one USB-A port (20W total) charge your smartphones, tablets and more
- 4 ft. (1.22 m) cord length offers flexible placement options
- Low-profile 45° offset plug won't block your other power outlets

OVERVIEW

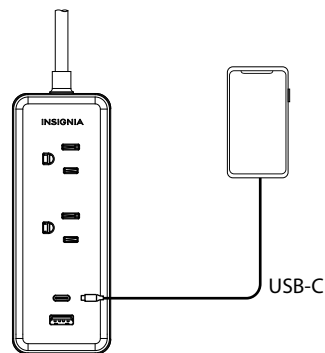


USING YOUR POWER STRIP

- Plug your power strip into a wall outlet.

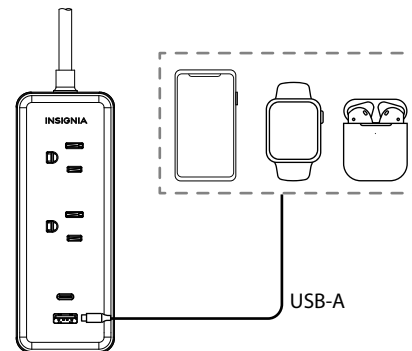
USB-C one-port charging

The USB-C port is more suitable for iPad and smartphone. It provides up to 20W of power when used alone.



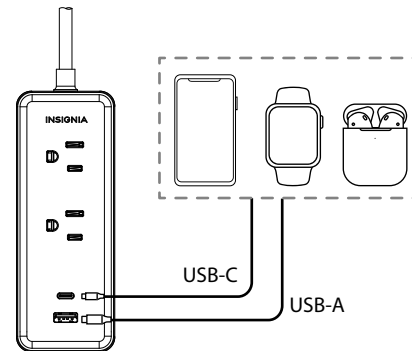
USB-A one-port charging

The USB-A port is suitable for smartphones, smartwatches, and earbuds. It provides up to 12W of power when used alone.



Two-ports charging

USB-C and USB-A share a maximum of 15W of power when both ports are used together.



SPECIFICATIONS

- **Dimensions (H×W×L) (not including plug):**
5.51 × 2.08 × 1.12 in. (14 × 5.3 × 2.85 cm)
- **Load rating:** 13 amps
- **Line voltage:** 120V AC ~ 60Hz
- **USB output: Use One Port:**
USB-C: PD 20W
DC 5V/3A, 9V/2.22A
(PPS) 5-11V/3A
USB-A: 5V/2.4A, 12W Max
- **Use Multi Ports:**
Total 5V/3A (shared)
- **Cord length:** 4 ft. (1.22 m)

SAFETY INFORMATION/CAUTION

READ ALL INSTRUCTIONS BEFORE USING.

- RISK OF ELECTRIC SHOCK – Use only in dry locations and only indoors.
- DO NOT plug into another relocatable power tap or extension cord.
- DO NOT use if correctly grounded outlets are not available.

LEGAL NOTICES

FCC Statement

This equipment has been tested and found to comply with the limits for a Class B digital device, pursuant to Part 15 of the FCC Rules. These limits are designed to provide reasonable protection against harmful interference in a residential installation. This equipment generates, uses, and can radiate radio frequency energy and, if not installed and used in accordance with the instructions, may cause harmful interference to radio communications.

However, there is no guarantee that interference will not occur in a particular installation. If this equipment does cause harmful interference to radio or television reception, which can be determined by turning the equipment off and on, the user is encouraged to try to correct the interference by one or more of the following measures:

- Reorient or relocate the receiving antenna.
- Increase the separation between the equipment and receiver.
- Connect the equipment into an outlet on a circuit different from that to which the receiver is connected.
- It is recommended that a dealer or experienced radio/tv technician is consulted for help.

Warning: Changes or modifications not expressly approved by the party responsible for compliance could void the user’s authority to operate the equipment.

ONE-YEAR LIMITED WARRANTY

Visit www.insigniaproducts.com for details.

CONTACT INSIGNIA:

For customer service, call
1-877-467-4289 (U.S. and Canada)
www.insigniaproducts.com

INSIGNIA is a trademark of Best Buy and its affiliated companies
Distributed by Best Buy Purchasing, LLC
7601 Penn Ave South, Richfield, MN 55423 U.S.A.
©2025 Best Buy. All rights reserved.