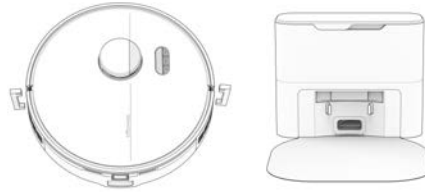


# Quick Start Guide

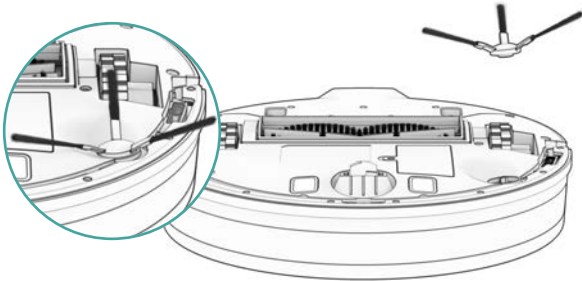
## Before Starting

Remove protective pieces from Dustin's bumper and charging station.



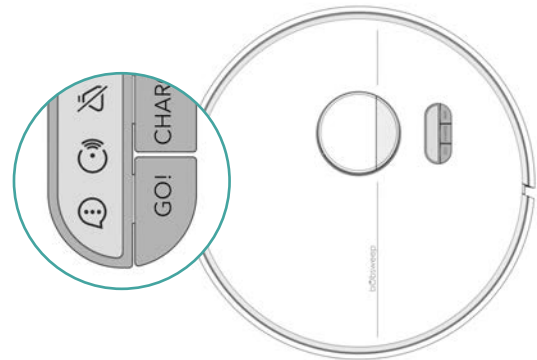
## 1. Install Side Brush

Place the side brush over the empty socket on Dustin. Press down to lock.



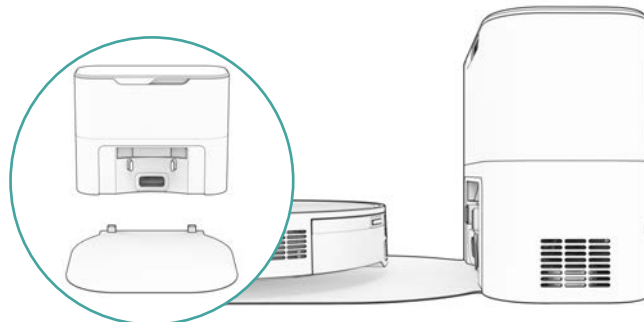
## 2. Power ON

Press and hold the GO button until the screen lights up.




## 3. Charge Dustin

Place the charging station over the sockets on the charging bed. Plug the station to the wall and align the metal nodes on Dustin's back against the plates on the station to charge.




## 4. Download & Connect

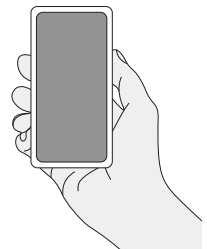
Create your account and connect your bot.



App  
Store



Google  
Play



## Swept Off Your Feet?

Leave us a review! Rate us 5 stars and share your feedback on the site where you purchased Bob.

## Not Impressed?

Let us help! Contact our support team at [support@bobsweep.com](mailto:support@bobsweep.com) or 1-888-549-8847.  
Our business hours are Monday – Friday,  
9 a.m. – 5 p.m. Pacific Time.