

INSIGNIA™

QUICK SETUP GUIDE

4-in-1 Wireless Charger with Magsafe®

NS-MM541S23



Before using your new product, please read these instructions to prevent any damage.

PACKAGE CONTENTS

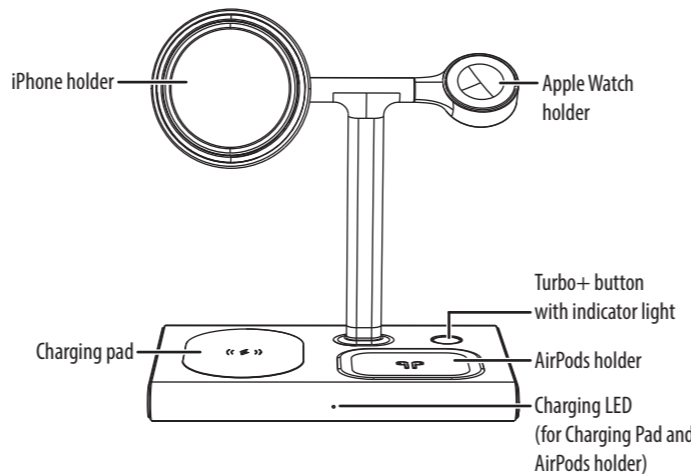
- 4-in-1 Wireless Charger
- AC power adapter
- Quick Setup Guide

COMPATIBILITY

- iPhone 14 Pro Max
- iPhone 14 Pro
- iPhone 14
- iPhone 14 Plus
- iPhone 13 Pro Max
- iPhone 13 Pro
- iPhone 13
- iPhone 13 mini
- iPhone 12 Pro Max
- iPhone 12 Pro
- iPhone 12
- iPhone 12 mini
- Apple Watch Ultra
- Apple Watch Series 8
- Apple Watch SE (1st and 2nd generation)
- Apple Watch Series 7
- Apple Watch Series 6
- Apple Watch Series 5
- AirPods Pro (1st and 2nd generation)
- AirPods (2nd and 3rd generation)
- AirPods with Wireless Charging Case
- Official MagSafe cases
- Qi-enabled devices

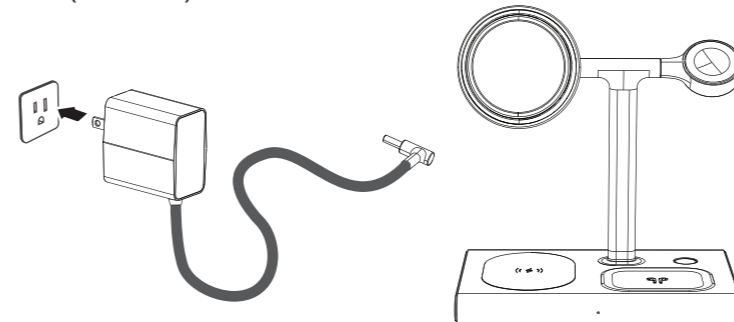
FEATURES

- Charges quietly for a restful night
- Wirelessly charges up to four devices at once, including your iPhone, Apple Watch, AirPods, and more
- MagSafe Turbo+ activates automatically and keeps your iPhone cool for superior charging speeds

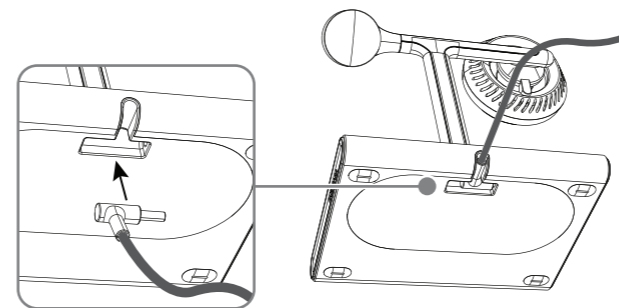


USING YOUR CHARGER

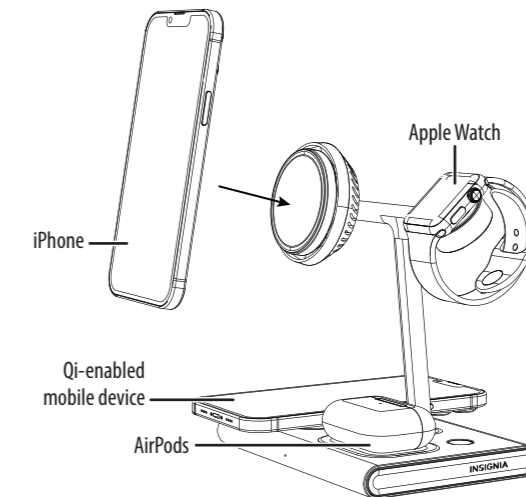
- 1 Plug the included AC power adapter into a 120V (standard) wall outlet.




- 2 Plug the small end of the charger cord into the bottom of your wireless charger.



- 3 Lay your devices on the charger.




Warning: Do not place keys, coins, watches, or other small metal objects on this panel.



USING TURBO+ MODE

- 1 Press the Turbo+ button once to turn on Turbo cooling. The LED lights solid white, and the fan turns on.
- 2 Press the Turbo+ button a second time to turn on "Quiet" mode. The LED indicator flashes white and noise is reduced.
- 3 Press the Turbo+ button a third time to turn off Turbo+ charging. The LED indicator turns off.



UNDERSTANDING INDICATOR LIGHTS

Turbo+ indicator light

INDICATOR STATUS	FUNCTION
Solid white	Turbo+ mode quickly charges while the built-in fan keeps devices cool.
Flashing white	Turbo+ mode quickly charges while the built-in fan operates quietly.
Off	Turbo+ mode and the fan are turned off. Devices are charged at a normal speed. Check your device's screen to see its charging status.

Charging LED

LED STATUS	FUNCTION
Solid white	A device is charging on the charging pad or AirPods holder.
Flashing orange	A metal object is on the charging pad or AirPods holder. Remove the object.
Off	No devices are charging on the charging pad or Airpods holder.

TROUBLESHOOTING

My device won't charge.

- Make sure that your device is compatible.
- Restart your device.
- Try removing the phone case if it is not Magsafe compatible.
- Make sure that you use the included power adapter.
- Make sure that there are no metal objects on the charger.
- Make sure that your wall outlet has the correct voltage.

My wireless charger or device becomes warm while charging.

- It is normal for a device to be warm while charging. If your device is too hot to touch, stop using the charger and contact support.
- Make sure that your device supports wireless charging.
- Remove the protective case from your device, if it has one.
- Make sure that you use the included power adapter.

My device charges slowly.

- Wireless charging is generally slower than wired charging. This is normal.
- Make sure that you use the included power adapter.
- Try removing your device's case.
- Restart your phone and make sure that it is centered on the wireless charger.
- Fast charging is not supported for the Apple Watch Series 8/7/Ultra.

My AirPods or Apple Watch case will not charge.

- Try removing the protective case.
- Place your device at the center of the charger.

My wireless charger is too loud.

- Check if the Turbo+ Cooling function is turned on (solid white LED). If it's on, tap the Turbo+ button turn on quiet mode (flashing white LED).
- If the charger is still too loud, tap the Turbo+ button again to turn off Turbo+ Cooling (LED off).

SPECIFICATIONS

- **Dimensions (H×W×D):** 6.89 × 6.43 × 4.33 in. (17.5 × 16.33 × 11 cm)
- **Weight:** 2.25 lbs. (1024.6 g)
- **Power adapter cable length:** 5.1 ft (156 cm)
- **Wireless output wattage:** up to 35W total
- **Input voltage (Wireless charger):** DC 15V
- **Input voltage (Power adapter):** AC 100-240V

WARNINGS

- People with pacemakers should keep away from the magnets. The magnets can negatively affect the function of the pacemaker.
- Do not place any bank or similar cards with magnetic strips or magnetically sensitive objects on the product. The data on the cards could be damaged or completely deleted.
- Make sure that there are no metal parts on the back of your device. Metal heats up significantly in the field of an induction charger and can damage your device and/or the charger.

LEGAL NOTICES

FCC compliance

This device complies with part 15 of the FCC Rules. Operation is subject to the following two conditions: (1) This device may not cause harmful interference, and (2) this device must accept any interference received, including interference that may cause undesired operation.

FCC Caution:

Changes or modifications not expressly approved by the party responsible for compliance could void the user's authority to operate the equipment.

FCC Statement:

This equipment has been tested and found to comply with the limits for a Class B digital device, pursuant to part 15 of the FCC Rules. These limits are designed to provide reasonable protection against harmful interference in a residential installation. This equipment generates, uses, and can radiate radio frequency energy and, if not installed and used in accordance with the instructions, may cause harmful interference to radio communications. However, there is no guarantee that interference will not occur in a particular installation. If this equipment does cause harmful interference to radio or television reception, which can be determined by turning the equipment off and on, the user is encouraged to try to correct the interference by one or more of the following measures:

- Reorient or relocate the receiving antenna.
- Increase the separation between the equipment and receiver.
- Connect the equipment into an outlet on a circuit different from that to which the receiver is connected.
- Consult the dealer or an experienced radio/TV technician for help.

RF Exposure: This equipment complies with FCC radiation exposure limits set forth for an uncontrolled environment. This transmitter must not be co-located or operating in conjunction with any other antenna or transmitter.

RSS-Gen statement:

This device contains licence-exempt transmitter(s)/receiver(s) that comply with Innovation, Science and Economic Development Canada's licence-exempt RSS(s). Operation is subject to the following two conditions:

This device may not cause interference.

This device must accept any interference, including interference that may cause undesired operation of the device.

Ce dispositif contient des émetteurs exonérés de permis(s)/récepteurs) qui sont conformes aux RSS (s) exemptés de licence du Canada. L'opération est soumise aux deux conditions suivantes :

1. Cet appareil peut ne pas causer d'interférences.
2. Ce dispositif doit accepter toute interférence, y compris les interférences qui peuvent provoquer un fonctionnement indésirable de l'appareil.

RSS-102 Statement

This equipment complies with IC RSS-102 radiation exposure limits set forth for an uncontrolled environment.

Cet équipement est conforme aux limites d'exposition aux radiations IC CNR-102 établies pour un environnement non contrôlé.

ONE-YEAR LIMITED WARRANTY

Visit www.insigniaproducts.com for details.

CONTACT INSIGNIA:

For customer service, call 877-467-4289 (U.S. and Canada)

www.insigniaproducts.com



INSIGNIA is a trademark of Best Buy and its affiliated companies. Distributed by Best Buy Purchasing, LLC 7601 Penn Ave South, Richfield, MN 55423 U.S.A. ©2022 Best Buy. All rights reserved.