



L.O.C PRO ADVANCED

DIGITAL LINE OUTPUT CONVERTER

LPA-1.2 & LPA-1.4

ACTIVE LINE OUTPUT CONVERTER with AUTO TURN-ON

LOC PRO ADVANCED line output converters feature incredible input power capabilities, enhanced output controls, and noise isolation countermeasures. These features combined with compatibility for the newest vehicle systems is the gateway for your audio aspirations.

- 2 inputs - 4 outputs (LPA-1.4)
- Steel housing
- 20V / 100W maximum @ 20kΩ
- Dual variable gain controls (LPA-1.4)
- Single stereo gain controls (LPA-1.2)
- Wide range DC offset
- Selectable ground (common, ISO or 200Ω)
- Load selections: 20Ω, 60Ω, 20KΩ
- Clip indicator
- Turn-on mode (remote and DC)
- 9.5V Output voltage
- Fixed screw type terminal



ON-BOARD
LOAD RESISTORS



AUTO
TURN-ON



SINGLE
DIAL LEVEL



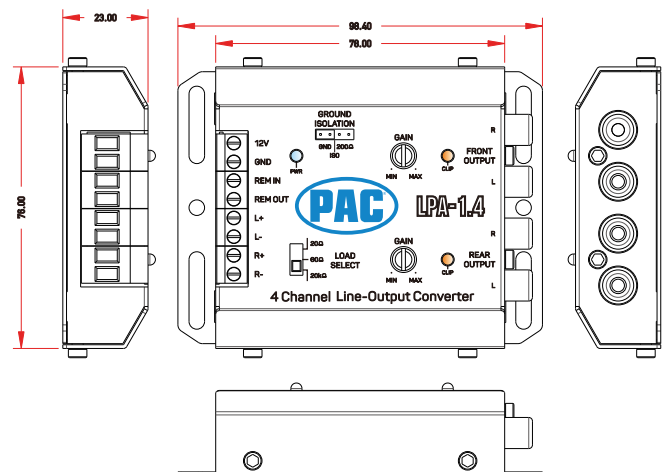
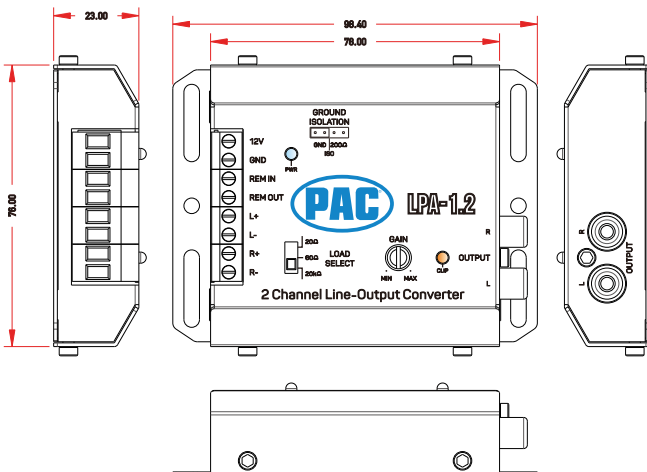
20V INPUT
POWER



2
2 CHANNEL
INTERFACE



4
4 CHANNEL
INTERFACE





L.O.C PRO ADVANCED

LINE OUTPUT CONVERTER

LPA-2.2 & LPA-2.4

ACTIVE LINE OUTPUT CONVERTER with AUTO TURN-ON

LOC PRO ADVANCED line output converters feature incredible input power capabilities, enhanced output controls, and noise isolation countermeasures. These features combined with compatibility for the newest vehicle systems is the gateway for your audio aspirations.

- 2 inputs - 4 outputs (LPA-2.4)
- Steel housing
- 40V / 400W maximum @ 20kΩ
- Low pass filter (CH3/4 only)
- Bass boost (CH3/4 only)
- Dual variable gain controls (LPA-2.4)
- Single stereo gain controls (LPA-2.2)
- Selectable ground (common, ISO or 200Ω)
- Load selections: 20Ω, 60Ω, 20KΩ
- Clip indicator
- Turn-on mode (remote and DC)
- 9.5V Output voltage
- Removable quick connect with screw type terminal
- Wide range DC offset



ON-BOARD
LOAD RESISTORS



AUTO
TURN-ON



SINGLE
DIAL LEVEL



BASS
BOOST



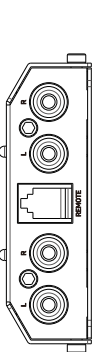
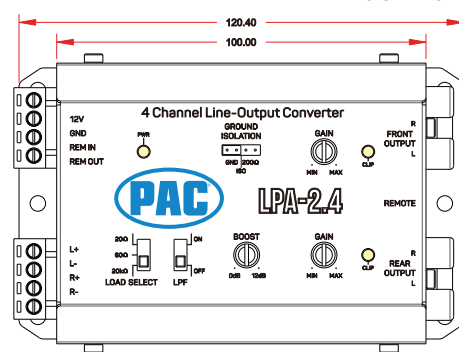
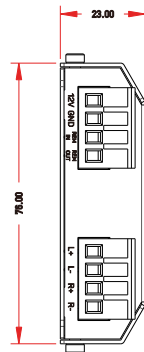
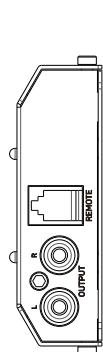
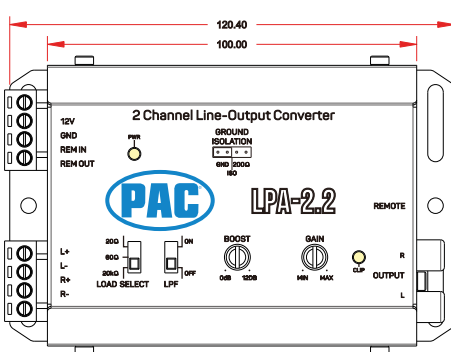
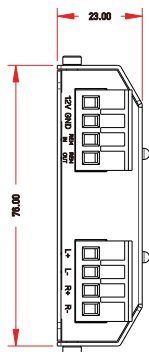
LOW PASS
CROSSOVER



40V
INPUT
POWER



OPTIONAL LPA-REM
SOLD SEPARATELY





L.O.C PRO ADVANCED

LINE OUTPUT CONVERTER

LPA-E.4

ACTIVE LINE OUTPUT CONVERTER with AUTO TURN-ON

LOC PRO ADVANCED line output converters feature incredible input power capabilities, enhanced output controls, and noise isolation countermeasures. These features combined with compatibility for the newest vehicle systems is the gateway for your audio aspirations.

- 2 channel or 4 channel input selection
- Bass level controller included (LPA-REM)
- Aluminum housing
- 40V / 400W maximum @ 20kΩ
- Low pass filter (CH3/4 only)
- Bass boost (CH3/4 only)
- Dual variable gain controls
- Selectable ground (common, ISO or 200Ω)
- Load selections: 20Ω, 60Ω, 20KΩ
- Clip indicator
- Turn-on mode selection (remote and DC)
- 9.5V Output voltage
- Removable quick connect with screw type terminal
- Wide range DC offset



ON-BOARD
LOAD RESISTORS



AUTO
TURN-ON



SINGLE
DIAL LEVEL



BASS
BOOST



LOW PASS
CROSSOVER



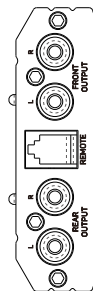
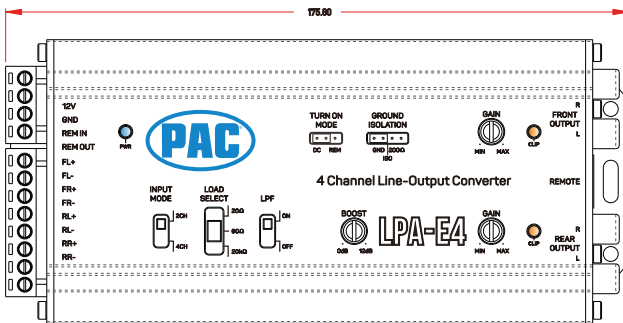
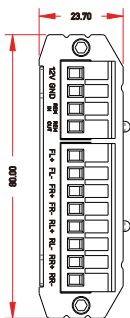
RETAINS FADER
4CH IN / OUT



40V INPUT
POWER



4
CHANNEL
INTERFACE



LPA-REM INCLUDED



800-477-2267