



## **LOOKEE<sup>®</sup> HealGlow<sup>™</sup> Pro Programmable Medical Infrared & Red Light Therapy Belt**

LIGHT TECHNOLOGY

Model: A30

## Table of Contents

<b>1. The benefit of light therapy</b>	<b>02</b>	<b>5. How to use the Device</b>	<b>14</b>
<b>2. Product Information</b>	<b>03</b>	5.1. LOOKEE®Programmable Light Therapy Belt User Guide	
2.1. Device Specifications		5.2. Treatment Protocol	
2.2. Device Accessories		5.3. Care and Storing	
2.3. Adverse Reaction		5.4. Troubleshooting	
2.4. Contraindications		5.5. Disposal	
2.5. Warnings			
2.6. Precautions			
2.7. Travel and International Use		<b>6. Warranty</b>	<b>21</b>
2.8. Disclaimer		<b>7. Symbols</b>	<b>22</b>
<b>3. Risks</b>	<b>13</b>	<b>8. Company Information</b>	<b>25</b>
3.1. Potential Risks			
<b>4. Light Sensitivity Test</b>	<b>13</b>		

## 1. The benefit of light therapy

Red light therapy, also known as low-level laser therapy (LLLT) or photobiomodulation therapy, is a non-invasive medical treatment that uses low-intensity red or near-infrared light to promote various healing and pain relief benefits. Red light therapy has been used to alleviate both acute and chronic pain, including musculoskeletal pain, joint pain, and neuropathic pain. It can be an alternative or complementary approach to pain management.

Working Principle:

Red or near-infrared light at specific wavelengths (usually between 600 and 1000 nanometers) interacts with chromophores in the cells. Chromophores are light-sensitive molecules, such as cytochrome c oxidase, found in the mitochondria.

**Mitochondrial Stimulation:** The light energy is absorbed by the mitochondria, leading to increased ATP production and cellular energy.

**Anti-Inflammatory Effects:** Red light therapy can reduce the production of pro-inflammatory mediators and promote the release of anti-inflammatory molecules, helping to mitigate inflammation.

The LOOKEE® HealGlow™ Programmable Pro Medical Infrared & Red Light Therapy Belt emits light wavelengths that are a combination of Deep Red (660nm) and Near-Infrared Light (850nm, invisible to the naked human eye).

## 2. Product Information

### 2.1 Device Specifications

Device	LOOKEE <sup>®</sup> HealGlow™ Pro Programmable Medical Infrared & Red Light Therapy Belt
Model Number	A30
LED wavelengths	660nm, 850nm
Output optical power density	>100 mW/cm <sup>2</sup>
LEDs	120 Triple-Core LEDs: 1 x 660nm, 2 x 850nm
Operating temperature	0°C to 40°C   32°F to 104°F
Storing and transport temperature	-5°C to 55°C   23°F to 131°F
Operating humidity	30% to 95% without condensation
Storage and Transport Humidity	20% to 95% without condensation
Treatment Timer	5mins, 10mins, 15mins, 20mins, 25mins, 30mins
Rating Power	60W
Operating Mode	660nm, 850nm
LED Lifespan	>50,000 hours

Power Supply	AC/DC Adapter 12V - 2A Included
Power Supply (Optional)	Power Bank 12V - 2A Not Included
Recommended use	1-2 times per day per treatment area
Dimensions of the device	16" x 7.25"
Weight of the device	200g / 7 oz

## 2.2 Device Accessories

LOOKEE® HealGlow™ Pro Programmable Medical Infrared & Red Light Therapy Belt

Extension Belt



LOOKEE® manual



AC Power Plug

Programmable Controller

12V Power Bank USB Cable (Power Bank is not included)

## 2.3 Adverse Reaction

If you have any adverse reaction, such as discomfort, skin discoloration, skin irritation or other concerns, from using this Device, stop using it immediately and consult your health professional.

Skin irritation, bruising, contact burns, dizziness, nausea, and headaches are rare but possible side effects. Immediately stop using the device and contact your General Practitioner.

## 2.4 Contraindications

- DO NOT use the device if you have any active cancer or cancerous lesion.
- DO NOT use the device if you are pregnant, planning on becoming pregnant, or breastfeeding.
- DO NOT use the device on people under the age of 12.
- DO NOT use the device over areas with phlebitis, thrombophlebitis, and varicose veins.
- DO NOT use the device if you suffer from any photosensitive disorder (sensitization to light).
- DO NOT use the device if you are taking any medication or drugs that can cause photosensitivity. If you are not sure about your medication contact your health professional.
- DO NOT use the device if you suffer from light-induced headaches.

- DO NOT use the device if you have a medical history of seizures or epilepsy that was triggered by light.
- DO NOT use the device over 30 minutes on one treatment area each time.

Note: For reasons of hygiene, we do not recommend sharing your device with anyone else.

Note: We highly suggest taking caution when taking any (skin related) damaging medications. If in doubt, consult your General Practitioner.

Note: If you are under the care of a physician, consult your physician before using this device.

## 2.5 ⚠ Warnings

- STOP using the device and consult your General Practitioner if you experience an adverse reaction from using the device.
- STOP using the device if you experience symptoms of hypotension (dizziness or light-headedness) while using the device.
- STOP using the device if it is overheating. Turn off the device immediately.
- STOP your treatment if it feels hot or your skin feels uncomfortably warm.
- DO NOT let children play with the device. Cleaning and charging the device shall not be done by children.
- DO NOT shine the light from the LEDs directly into your eyes or someone else's eyes. This may cause temporary loss of sight.
- DO NOT use the device outdoors to prevent damage to the product.
- DO NOT sit, lay down or step on the device. This will break the device.
- DO NOT drop or insert any object into any openings of the device.
- DO NOT use the device if it is not working properly, or if it has been dropped or damaged. For warranty and repairs contact customer support.

- DO NOT use or store the device near hot surfaces.
- DO NOT charge the device when it is close to or might get in contact with water.
- DO NOT submerge the device with water.
- DO NOT store the device in extreme heat or cold .
- DO NOT place the device in direct sunlight.
- DO NOT attempt to modify the device in any way. Modifying or opening the device will void your warranty. the device contains no serviceable parts. This device contains batteries that are non-replaceable
- DO NOT perform maintenance or take apart the product. In case of malfunctioning or damage, contact customer support.
- DO NOT use the device if damaged or when the charging cable is damaged.
  
- DO NOT use solvents or abrasive cleaners on the device.
- DO NOT use the device in any other way then specified in this manual.
- DO NOT use the device over a bacterial infection as this may result in the worsening of symptoms.

- DO NOT use the device on, near, or by children or those with reduced physical and mental abilities. Close supervision is necessary when this device is used, cleaned or stored near children or those with reduced physical or mental abilities.
- DO NOT use the device with any other topical other than specified by LOOKEE®.

Note: The device requires a 12V DC low voltage supply. If any part of the main cable is damaged, please stop using the device and contact customer support to arrange a cable replacement.

## 2.6 ⚠ Precautions

- Do not scratch or damage the light-emitting surface.
- It will void your warranty if you do not operate the device in accordance with the instruction in the manual.
- Read all instructions carefully before using this device.
- Store the device according to the protocol worked out in this manual.
- This device is intended to be used by one person.
- Consult your General Practitioner before using the device if you have a fever, acute inflammation, a severe circulatory disorder, light sensitivity, anaesthetic, or desensitized areas.
- We highly suggest taking caution when taking any medications. If in doubt, consult your General Practitioner.

## **2.7 Travel and International Use**

The device's lightweight design makes it a perfect travel companion. Here are some travel tips for you:

- If you are travelling to a different region of where you bought the Device, please assure that the device is only supplied with a 12V DC Low Voltage.
- Confirm with the steward that the Device can be carried and/or used on the airplane prior to flight.

## **2.8 Disclaimer**

DO NOT use the Device to treat any other conditions apart from the conditions that are indicated in the Indications for Use statement in Chapter General Device Information.

### **3. Risks**

#### **3.1 ⚠ Potential Risks**

Immediately after treatment skin may appear red. Skin should return to normal within 1-2 hours.

#### **4. ⚠ Light Sensitivity Test**

We highly recommend users perform a light sensitivity test before their first use of the device.

1. Place the device on the inner forearm
2. Turn on the device to start a treatment
3. Wait till the treatment is done. The treatment will take as less as 5 minutes to complete.
4. If your skin feels hot or uncomfortable during the treatment directly stop! You might be sensitive to light.
5. The device will automatically turn off after the treatment is done. Remove the device and wait for at least 24 hours.

Check your skin regularly over those 24 hours, if your skin appears red and/or itchy the device is unsuitable for you. In the case of light sensitivity please contact customer support.

## 5. How to use the Device

### 5.1 LOOKEE® Programmable Light Therapy Belt User Guides

Thank you for choosing the LOOKEE® Programmable Light Therapy Belt. This guide explains the comprehensive features and operating instructions for your device.

#### Understanding the Therapy Modes

We have set up 10 distinct Therapy Modes to meet diverse health and wellness goals effectively:

**All-Purpose:** LED stays continuously on without any frequency or flicker, clearly designed to cover all therapy purposes, providing comprehensive therapeutic support suitable for general wellness.

**Pain Relief 1 (1KHz):** Targeted general pain relief.

**Pain Relief 2 (5KHz):** Deeper analgesic effect for more intense pain.

**Muscle & Joint (1168Hz - Nogier C):** Enhances muscle relaxation, flexibility, and joint pain relief.

**Chronic Care (2336Hz - Nogier D):** Supports the management and relief of chronic conditions.

**Relaxation (10Hz - Alpha):** Promotes relaxation, mental calmness, and supports healing.

**Wound Healing (40Hz - Gamma):** Assists in quicker wound recovery and tissue regeneration

**Sleep Aid (2.5Hz):** Encourages deep sleep and tissue regeneration.

**Skin Care (292Hz - Nogier A):** Enhances skin health and nerve recovery.

**Adaptation (H Breathing Mode):** Gradual, soothing flicker designed to help new users comfortably adapt to therapy.

### Why These Frequencies?

These modes are based on scientifically researched frequencies recognized for their therapeutic benefits:

- **Nogier Frequencies (A, C, D):** Developed from auricular therapy, effectively applied to photobiomodulation for targeted relief.
- **Alpha (10Hz) & Gamma (40Hz):** Known for their therapeutic impact on brain states and tissue healing.

## LED Options

The belt offers three LED options:

- **All:** All LEDs On (Red 660nm and Near Infrared 850nm).
- **Red:** Red LED only (660nm).
- **NIR:** Near Infrared LED only (850nm).

## Therapy Intensity Levels (1 to 5)

Select intensity based on your comfort and therapeutic need:

- **Level 1:** Mild therapeutic strength, ideal for sensitive users.
- **Levels 2-3:** Standard therapy strength, suitable for regular use.
- **Levels 4-5:** High therapeutic strength, optimal for deeper, targeted therapy.

## Therapy Timer

Customizable treatment duration from 1 to 30 minutes. The therapy automatically stops after the selected duration.

## Operation Instructions



### Setup:

Plug the power adapter into a wall socket and connect the controller to the LOOKEE® Programmable Light Therapy Belt.

Ensure the arrow marks on the connectors align for correct insertion.

### First-Time Setup:

After connecting the controller and power for the first time, press the "Setting" button to enter the setting menu. Select and switch between the 4 main menus:

Timer, Therapy, Level, and LED.

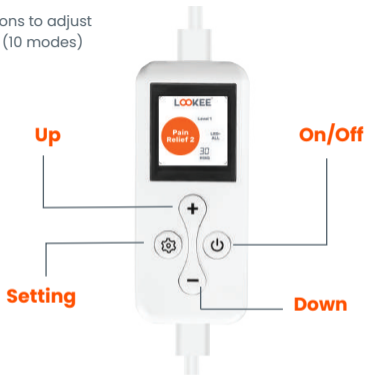


When one main menu is highlighted, use the "+" or "-" buttons to adjust your preferred options: Timer (1-30 mins), Therapy modes (10 modes) Level (1-5), and LED options (All, Red, NIR).

After completing your selections, press the "On/Off" button to exit the setting mode.

### Start Therapy:

- Press the "On/Off" button again to begin your therapy session.
- The device automatically turns off once the timer completes.
- Your settings will be automatically saved. Next time, simply press the "On/Off" button after plugging in power to start therapy immediately.



Enjoy personalized and effective therapeutic sessions tailored precisely to your wellness goals.

## 5.2 Treatment Protocol

Use the device 1-2 time per day for a minimum of 4 weeks. After that you can continue using the device as required based upon your lifestyle and health condition. Place this Therapy Wrap directly on the skin for the best results.

## 5.3 Care and Storage

- Store the device at room temperature in dry conditions.
- Make sure the device will not bend, stretch or crush while being stored or when travelled with.
- Avoid storing the device in dusty conditions, in direct sunlight or in damp and humid conditions.
- This device contains no serviceable parts.
- Before each use, with the device switched off.

## 5.4 Troubleshooting

If the actions suggested fail to fix the problem, or the problem reoccurs, and your device is within the warranty period please return to LOOKEE®.

⚠ DO NOT attempt to investigate any further.

⚠ DO NOT attempt to modify the device in any way. The device has NO parts you can repair yourself.

Problem	Cause	Solution
The device doesn't switch on.	The device is not connected well with power cord.	Insert the AC adapter properly into the power outlet.
	The operation on the controller did not exactly follow the user manual.	Please refer to the User Manual for instructions on how to use the device.
	The device can't be turned on.	Try a different power outlet.
	The On/Off button was pressed accidentally.	Push the On/Off button again to turn the device on.

## 5.5 Disposal

DO NOT dispose of the device with household waste. The Device should be recycled.

For protection of the environment, please safely dispose of the device following your local guidelines.

## 6. Warranty







This LOOKEE® HealGlow™ Pro Programmable Medical Infrared & Red Light Therapy Belt is warranted to be free from defects in material and workmanship for 12 months from its original purchase date under normal use. This warranty extends only to the original retail purchaser with original proof of purchase and only when purchased from an authorized retailer or reseller. This warranty only extends if the device is used in conjunction with authorized Device accessories. If the Device should become defective within the warranty period, contact the retailer that you purchased the device. This warranty does not cover:











- Accident, misuse, abuse, or alteration.
- Use with unauthorized accessories or use other than as instructed.
- Connecting to incorrect current and voltage.






LOOKEE® shall not be responsible for any incidental, special or consequential damages resulting from the use of this Device. All implied warranties, including but not limited to implied warranties of fitness and merchantability are limited in duration to one year from date of original purchase.

This warranty gives you specific legal rights, and you may also have other rights that vary from country to country. Some countries do not allow the exclusion or limitation of incidental or consequential damages, or limitations on how long an implied warranty lasts, so some of the above limitations and exclusions may not apply to you.

## 7. Symbols

Symbol	Explanation
	Indicates the Device is CE Marked and authorized to sell in Europe. (Lower-Voltage-Directive)
	The Waste of Electrical and Electronic Equipment (WEEE), Indicates the Device may not be discarded as household waste (2012/19/EU).
	Indicates that the electromagnetic radiation from the device is below the limits specified by the Federal Communications Commission and the manufacturer has followed the requirements of the Supplier's Declaration of Conformity authorization procedures.
	This warning symbol on the device label is a warning to read the enclosed documents before use and take all safety precautions required.
	Consult instructions for use.
	This symbol implies conformity to Australian Directives on health, safety and environmental protection standards. RCM stands for Regulatory Compliance Mark.

	This symbol means "Manufactured by" and provides the name and address of the legal manufacturer.
	Date of Manufacture.
	This symbol means keep the Device dry.
	This symbol indicates the serial number of the device.
	This symbol refers to the catalogue number for the device.
	This symbol refers to the batch code of the device.
	This symbol indicates the USB connector.
	This symbol means that the device uses a Lithium-ion Polymer battery.
	This symbol means made in China.
	This symbol means keep the device away from direct sunlight.

	<p>This symbol means the upper and lower operating temperatures that the device can be safely used at.</p>
	<p>This symbol means the upper and lower operating humidity that the device can be safely used at.</p>
	<p>This symbol means that the cardboard packaging that the device came in can be recycled.</p>
	<p>Type BF Applied Part, B indicates it is used for the body and F indicates that it is not connected to the mains voltage.</p>
	<p>Unique Device Identifier.</p>

## 8. Company Information

### Designed and Distributed by:

LOOKEE® Tech

### US Office

Address: 99 Wall Street #1698, New York, NY 10005

### Canada Office

Address: 720 - 999 West Broadway, Vancouver, BC V5Z 1K5, Canada

### Support

24/7 Customer Support: [Support@LookeeTech.com](mailto:Support@LookeeTech.com)

Live Chat with us at [www.LookeeTech.com](http://www.LookeeTech.com)



### **BEST-SUPPLIER INTERNATIONAL INC. (LOOKEE® Tech)**

999 W Broadway, #720, Vancouver, BC V5Z 1K5, Canada

US Office: 99 Wall Street #1698, New York, NY 10005

**LOOKEE**<sup>®</sup>  
HEALTH - TECHNOLOGY

## A30 说明书

成品尺寸:115 \*71mm 更改☒ : 230 x 142mm

公差:±1mm

材质:封面封底200g双铜过哑膜,内页100g双铜

印刷: ☒+ 色

 PANTONE ORANGE 021C

 PANTONE 4123C

 PANTONE 4124C

 PANTONE 431C