

QUICK SETUP GUIDE

4K Premium Video/Power Accessory Cable

NS-SBNC100P92

FEATURES


- All-in-one cable featuring BNC and power connectors
- 100 feet long for more versatile, wide-ranging placement of your security camera
- 4K compatible
- UL/CM-rated
- In-wall installation
- Transmits crisp, clear, high-definition images without interference

PACKAGE CONTENTS

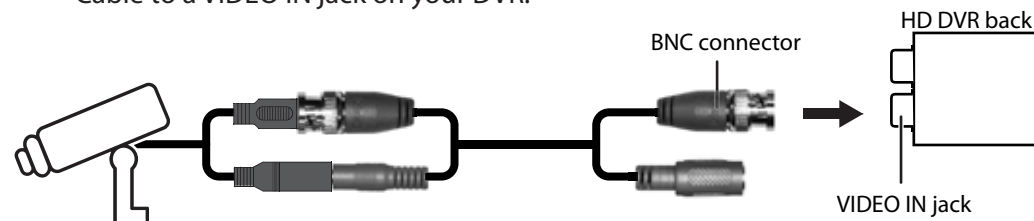
- 4K Premium Video/Power Accessory Cable
- Quick Setup Guide

SETTING UP YOUR VIDEO/POWER ACCESSORY CABLE

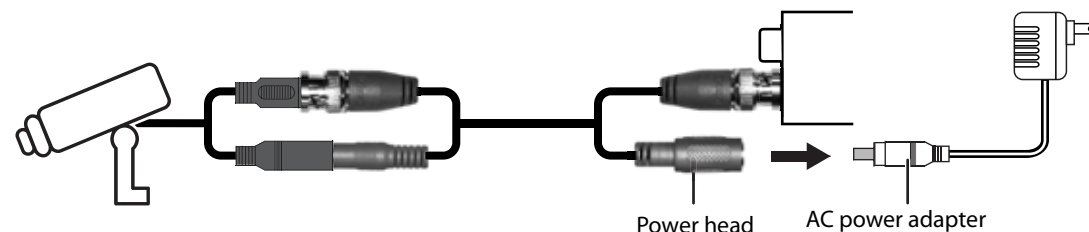
- 1 Connect your camera's power/video cables to the BNC connector and power head on your Video/Power Accessory Cable.



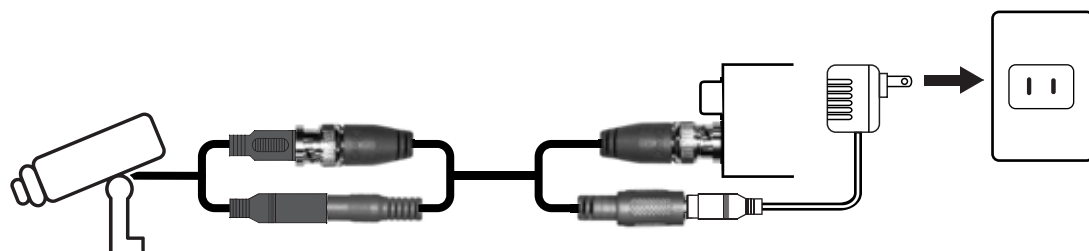
- 2 Connect the BNC connector on the other end of your Video/Power Accessory Cable to a VIDEO IN jack on your DVR.



- 3 Connect the female power head on the other end of your Video/Power Accessory Cable to the small connector on your AC power adapter.



- 4 Plug in your AC power adapter.



TROUBLESHOOTING

The audio or video cuts in and out.

- Make sure that all cable connections are correct and secure.

The video has static.

- Make sure that you did not use an adapter or converter with your cables. Plug your cables directly into your camera and DVR.

My display does not show 4K content.

- Make sure that your camera and DVR are able to record 4K content.
- Make sure that your display supports 4K content.

SPECIFICATIONS

- **Cable length:** 100 ft. (30.5 m)
- **Cable diameter:** 0.11 x 0.23 in. (2.8 x 5.8 mm)
- **Cable bending radius:** $R > 10D$ (D=cable diameter)
- **Operating temperature:** -4 to 140 °F (-20 to 60 °C)
- **Storage temperature:** -4 to 140 °F (-20 to 60 °C)
- **Interface:** DC Female to DC Male / BNC Male to BNC Male
- **Maximum resolution:** 4K
- **In-wall Installation:** UL Certified, CM

SAFETY INFORMATION

- Read these instructions.
- Never pull on the cable to disconnect the connector end from a source or display.
- Do not bend your Video/Power Accessory cable too far. The bending radius at any point on your Video/Power Accessory cable must be more than .8 in. (20 mm).
- Do not expose your Video/Power Accessory cable to water.
- Do not use excessive force when installing your Video/Power Accessory cable.
- Do not install near any heat sources such as radiators, heat registers, stoves, or other devices (including amplifiers) that produce heat.
- Do not store your Video/Power Accessory cable in an extremely cold, warm, or humid environment.
- Do not dismantle your Video/Power Accessory cable.

LEGAL NOTICES

This device complies with Part 15 of the FCC Rules. Operation is subject to the following two conditions: (1) this device may not cause harmful interference, and (2) this device must accept any interference received, including interference that may cause undesired operation.

FCC Caution

Changes or modifications not expressly approved by the party responsible for compliance could void the user's authority to operate this equipment.

Note: This equipment has been tested and found to comply with the limits for a Class B digital device, pursuant to Part 15 of the FCC Rules. These limits are designed to provide reasonable protection against harmful interference in a residential installation. This equipment generates, uses and can radiate radio frequency energy and, if not installed and used in accordance with the instructions, may cause harmful interference to radio communications. However, there is no guarantee that interference will not occur in a particular installation. If this equipment does cause harmful interference to radio or television reception, which can be determined by turning the equipment off and on, the user is encouraged to try to correct the interference by one or more of the following measures:

- Reorient or relocate the receiving antenna.
- Increase the separation between the equipment and receiver.
- Connect the equipment into an outlet on a circuit different from that to which the receiver is connected.
- Consult the dealer or an experienced radio/TV technician for help.

ICES statement: CAN ICES-3 B/NMB-3 B

ONE-YEAR LIMITED WARRANTY

Visit www.insigniaproducts.com for details.

CONTACT INSIGNIA

For customer support, call 1-877-467-4289 (U.S. and Canada) or 01-800-926-3000 (Mexico)

www.insigniaproducts.com

INSIGNIA is a trademark of Best Buy and its affiliated companies

Distributed by Best Buy Purchasing, LLC

7601 Penn Ave South, Richfield, MN 55423 U.S.A.

©2020 Best Buy. All rights reserved.