MIX
Paper made from recycled material
FSC® C167436

Power Bank P75-P1 5000mAh

USER MANUAL

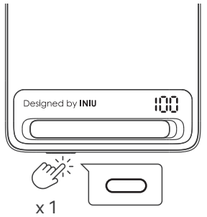

Press to check the power level

- DE Drücken Sie, um den Energiestatus zu überprüfen
- IT Premere per controllare il livello di carica
- ES Presiona para verificar el nivel de energía
- FR Appuyez pour vérifier le niveau de charge
- JA 電力レベルを確認するために押してください
- NL Druk om het energieniveau te controleren
- SV Tryck för att kontrollera strömnivån
- PL Naciśnij, aby sprawdzić poziom naładowania
- AR اضغط للتحقق من مستوى الطاقة

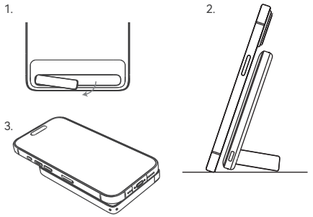

Charge wirelessly through a magnetic phone case or without a case.

- DE Laden Sie drahtlos über eine magnetische Handyhülle oder ohne Hülle auf.
- IT Carica in modalità wireless tramite una custodia magnetica per telefono o senza custodia.
- ES Carga de forma inalámbrica a través de una funda magnética para teléfono o sin funda.
- FR Chargez sans fil à travers une coque magnétique ou sans coque.
- JA マグネット式のスマホケースまたはケースなしでワイヤレス充電できます。
- NL Draadloos opladen via een magnetisch telefoonhoesje of zonder hoesje.
- SV Ladda trådlöst genom ett magnetiskt mobilskal eller utan skal.
- PL Ładuj bezprzewodowo przez magnetyczne etui na telefon lub bez etui.
- AR اشحن لاسلكيًا من خلال غطاء هاتف مغناطيسي أو بدون غطاء.

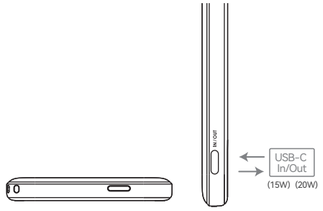

Use a suitable USB-C port to wired charge or recharge

- DE Verwenden Sie einen geeigneten USB-C-Anschluss, um kabelgebunden zu laden oder wieder aufzuladen.
- IT Usa una porta USB-C adatta per caricare o ricaricare via cavo.
- ES Utiliza un puerto USB-C adecuado para cargar o recargar con cable.
- FR Utilisez un port USB-C approprié pour charger ou recharger avec un câble.
- JA 適切なUSB-Cポートを使用して、有線で充電または再充電してください。
- NL Gebruik een geschikte USB-C-poort om bedraad op te laden of opnieuw op te laden.
- SV Använd en lämplig USB-C-port för att ladda eller återuppladda med kabel.
- PL Użyj odpowiedniego portu USB-C, aby przewodowo ładować lub doładować.
- AR استخدم منفذ USB-C المناسب للشحن أو إعادة الشحن باستخدام الكابل.

Note:

Press the button to enable wireless charging during USB-C wired charging.

- DE Hinweis: Drücken Sie die Taste, um das kabellose Laden während des USB-C-Kabel-Ladevorgangs zu aktivieren.
- IT Nota: Premi il pulsante per abilitare la ricarica wireless durante la ricarica cablata USB-C.
- ES Nota: Presiona el botón para habilitar la carga inalámbrica durante la carga con cable USB-C.
- FR Remarque : Appuyez sur le bouton pour activer la charge sans fil lors de la charge filaire USB-C.
- JA 注意：USB-C有線充電中にボタンを押してワイヤレス充電を有効にしてください。
- NL Opmerking: Druk op de knop om draadloos opladen in te schakelen tijdens USB-C bekabeld opladen.
- SV Notera: Tryck på knappen för att aktivera trådlös laddning under USB-C-laddning via kabel.
- PL Uwaga: Naciśnij przycisk, aby włączyć ładowanie bezprzewodowe podczas ładowania przewodowego przez USB-C.
- AR ملاحظة: اضغط على الزر لتمكين الشحن اللاسلكي أثناء الشحن السلكي عبر USB-C.

3 YEARS WARRANTY

- DE 3-Jahres-Garantie
- IT Garanzia di 3 anni
- ES Garantía de 3 años
- FR Garantie de 3 ans
- JA 3年保証
- NL 3-jarige garantie
- SV 3 års garanti
- PL Gwarancja 3-letnia
- AR ضمان لمدة ٣ سنوات

LIFETIME TECHNICAL SUPPORT

- DE Lebenslanger technischer Support
- IT Supporto tecnico a vita
- ES Soporte técnico de por vida
- FR Assistance technique à vie
- JA 終身技術サポート
- NL Levenslange technische ondersteuning
- SV Livstid teknisk support
- PL Wsparcie techniczne na całe życie
- AR الدعم الفني مدى الحياة

Contact Us

Kontaktieren Sie uns | Contattaci | Contáctenos | Contactez-nous | お問い合わせ | Contact | Kontakta oss | Kontakt | اتصل بنا

US/CA **+1 833-945-5803**
Hours: Mon-Fri, 9 AM - 6 PM (EST)
(activate "International Roaming" service if you are in CA)

DE **+498954194787**
Hours: Mon-Fri, 9 AM - 6 PM

UK **+442045576762**
Hours: Mon-Fri, 9 AM - 6 PM

support@iniu.shop

iniushop.com

@iniuofficial

iniu_official

Specifications

Spezifikationen | Specifiche | Especificaciones | Spécifications | 仕様 | Specificaties | Specifikationer | Specyfikacje | تحديد

Model Number	P75
Capacity	5000mAh / 18Wh
Battery Type	Lithium Battery
Size	3.9*2.6*0.4in / 9.9*6.7*0.9cm
Weight	3.7oz / 105.8g
Output Capacity	3000mAh / 5V / 15Wh (Typical energy loss accounted)
Input	IN(USB-C): 5V ⎓3A ,9V ⎓1.67A 15W (max)
Output	OUT(USB-C): 5V ⎓3A 9V ⎓2.22A 12V ⎓1.67A 20W (max) OUT Wireless: 5W / 7.5W / 10W / 15W
Compatibility	Only for iPhone 12 series and later
Sensing Distance	≤0.16in / 4mm (Magnetic Phone Case Only)

MADE IN CHINA FCC ID:2A2ND-P75 IC:27617-P75

This marking indicates that this product should not be disposed with other household wastes throughout the EU. To prevent possible harm to the environment or human health from uncontrolled waste disposal, recycle it responsibly to promote the sustainable reuse of material resources. To return your used device, please use the return and collection systems or contact the retailer where the product was purchased. They can take this product for environmentally safe recycling.

WARNINGS

EN
Do not disassemble or modify
Do not short-circuit
Do not dispose in fire
Do not expose to high-temperature

DE
Nicht zerlegen oder modifizieren
Nicht kurzschließen
Nicht im Feuer entsorgen
Nicht hohen Temperaturen aussetzen

IT
Non smontare o modificare
Non cortocircuitare
Non gettare nel fuoco
Non esporre ad alte temperature

ES
No desensamblar ni modificar
No cortocircuitar
No desechar en el fuego
No exponer a altas temperaturas

FR
Ne pas démonter ni modifier
Ne pas court-circuiter
Ne pas jeter au feu
Ne pas exposer à des températures élevées

NL
Niet demonteren of modificeren
Niet kortsluiten
Niet in het vuur gooien
Niet blootstellen aan hoge temperaturen

SV
Demontera eller modifiera inte
Kortslut inte
Kassera inte i eld
Utsätt inte för höga temperaturer

PL
Nie demontować ani modyfikować
Nie zwierać
Nie wyrzucać do ognia
Nie wystawiać na działanie wysokiej temperatury

TR
Sökme veya değiştirme
Kısa devre yapma
Ateşe atma
Yüksek sıcaklıklara maruz bırakma

IC Caution:

RSS-Gen Issue 5 "&" RSS-Gen numéro 5

- English:

This device contains licence-exempt transmitter(s)/receiver(s) that comply with Innovation, Science and Economic Development Canada's licence-exempt RSS(s). Operation is subject to the following two conditions:

(1) This device may not cause interference.

(2) This device must accept any interference, including interference that may cause undesired operation of the device.

Any changes or modifications not expressly approved by the party responsible for compliance could void the user's authority to operate the equipment.

- French:

Cet appareil contient des émetteurs / récepteurs exemptés de licence conformes aux RSS (RSS) d'Innovation, Sciences et Développement économique Canada. Le fonctionnement est soumis aux deux conditions suivantes:

(1) Cet appareil ne doit pas causer d'interférences.

(2) Cet appareil doit accepter toutes les interférences, y compris celles susceptibles de provoquer un fonctionnement indésirable de l'appareil.

Tout changement ou modification non expressément approuvé par la partie responsable de la conformité pourrait annuler l'autorité de l'utilisateur à utiliser l'équipement.

FCC ID:

This device complies with part 15 of the FCC Rules. Operation is subject to the following two conditions: (1) This device may not cause harmful interference, and (2) this device must accept any interference received, including interference that may cause undesired operation.

Any changes or modifications not expressly approved by the party responsible for compliance could void the user's authority to operate the equipment.

NOTE: This equipment has been tested and found to comply with the limits for a Class B digital device, pursuant to Part 15 of the FCC Rules. These limits are designed to provide reasonable protection against harmful interference in a residential installation. This equipment generates, uses and can radiate radio frequency energy and, if not installed and used in accordance with the instructions, may cause harmful interference to radio communications. However, there is no guarantee that interference will not occur in a particular installation.

If this equipment does cause harmful interference to radio or television reception,

which can be determined by turning the equipment off and on, the user is encouraged to try to correct the interference by one or more of the following measures:

-- Reorient or relocate the receiving antenna.

-- Increase the separation between the equipment and receiver.

-- Connect the equipment into an outlet on a circuit different

from that to which the receiver is connected.

-- Consult the dealer or an experienced radio/TV technician for help.

FCC Radiation Exposure Statement

The device has been evaluated to meet general RF exposure requirement.

UK REP
Sea&Mew Accounting Ltd
Electric Avenue Vision 25, London, Enfield EN3 7GD

EC REP
GAVIMOSA CONSULTORIA, SOCIEDAD LIMITADA
CASTELLANA 91144, 28046 Madrid

Manufacturer/Importer：Shenzhen Topstar Industry Co., Ltd.
Address: Room 929, Jiaoye Plaza, No.318, Minzhi Avenue, Minzhi Community, Minzhi Street, Longhua District, Shenzhen CN 518131