

Café™ 30" Slide-In Front Control Radiant and Convection Range

CES700P4MW2 / CES700P3MD1 / CES700P2MS1

C A F É

DISTINCT BY DESIGN™



ALSO
AVAILABLE IN



CES700P2MS1
Stainless Steel with
Brushed Stainless
handles and knobs



CES700P4MW2
Matte White with
Brushed Bronze
handles and knobs



FEATURES & BENEFITS

Seamless glass surface streamlines and simplifies cooking - A sleek look is yours with an edge-to-edge glass cooktop that provides a seamless, easy-to-clean surface with more usable cooking space for five course meals

The perfect match for pots and pans of all sizes - Tailor your burner size to your cookware with a 12"/9"/6" element with Power Boil

Precise control delivers consistently delicious results - Achieve perfectly even desserts with accurate heat circulation thanks to True European Convection with Precise Air

An attractive appearance at all times - Every detail of your kitchen is designed to delight, thanks to a sleek backlit glass touch control panel that visually disappears when not in use and wakes up when prompted

Create a look that matches your personal style - Select any combination of premium finishes and hardware options to create a stunning look customized to any owner's taste

Allow your appliances to interact with one another - Create a chef-like experience with Chef Connect, which can synchronize your appliance clocks and surface lights and vent when a range burner is in use, and even your microwave and range clocks

Tough racks simplify loading and unloading - Easily access everything from heavy roasts to delicate desserts with heavy duty roller racks that glide smoothly on ball bearings and can stand up to the heat of self-clean

When you're updating your kitchen, attention to detail is a priority. That's why Café 30" slide-in ranges are guaranteed for an exact fit or Café Appliances will pay up to \$300 toward modifications.

Prepare foods to perfect doneness - Get roasts and meats just right with a temperature probe that lets you monitor progress without opening the oven door

WIFI-ENABLED FEATURES

Built-In WiFi, Powered by SmartHQ App - Manage all aspects of your kitchen with the help of the SmartHQ™ App or your voice assistant

Personalized Features + Upgrades - Usher in the latest features by downloading cooking upgrades right to your oven, putting Air Fry and more in your repertoire

No-Preheat Air Fry - Cook healthier, crispier versions of your favorite foods in less time, thanks to an air fryer right in your oven that doesn't require preheating, a basket or a special tray

APPEARANCE

| | |
|----------------------------|--|
| Oven Door Features | Big View Oven Window Easy clean oven door Full-Wrapped Matte Black |
| Handle | Professional Style Customizable Consumer Removable |
| Handle Design | Café |
| Textured Steel Side Panels | Yes |

FEATURES

| | |
|--------------------------------------|---|
| Configuration | Range with Warming Drawer |
| Cooking System | True European Convection with Precise Air |
| Cooking Technology | Convection |
| Oven Cleaning Type | Self-Clean Steam Clean |
| Cooktop Burner Type | Radiant Smoothtop |
| Cooktop Surface | Black Ceramic Glass |
| Control Location | Front controls |
| Control Type | Digital Temperature Display with Electronic Touchpad |
| WiFi Enabled Features | No-Preheat Air Fry Remote Control Remote Notifications Scan-to-Cook (Oven) Timers (App) Clock Sync Voice Assistants (Google and Alexa) |
| Oven Control Features | Audible Preheat Signal Auto Oven Shut-Off with Override Auto Recipe Conversion Auto Self Clean Certified Sabbath Mode Chef Connect Control Lock Capability C° or F° Programmable Delay Bake Option (Time Bake) Delay Clean Option Electronic Clock & Kitchen Timer Fast Preheat Hi / Low Broil Oven "ON" Light Self-Clean Cool Down Time Display Temperature Probe |
| Oven Cooking Modes | Baked Goods Convection Bake Convection Roast Frozen Pizza Multi Rack Frozen Pizza Single Rack (No Preheat) Frozen Snacks Multi Rack Frozen Snacks Single Rack (No Preheat) Proof Warming 8-Pass Broil Element |
| Self-Clean Oven Door Lock | Automatic |
| Oven Rack Features | 2 Self-Clean Heavy-Duty Oven Racks; 6 Rack Positions |
| Oven Interior | Black Gloss Finish Interior Oven Light |
| Connected Capabilities | Amazon Alexa The Google Assistant IFTTT Nest Drop Innit DiGiorno |
| Element - Left Front | 8"/5" 1900W |
| Element - Left Rear | 8" 2000W |
| Element - Right Front | 12"/9"/6" 3600W Power Boil |
| Element - Right Rear | 6" 1200W |
| Element - Center | 6" 80W Warming Zone |
| Hot Surface Indicator Lights | 1 |
| Heating Element "ON" Indicator Light | Yes |
| Infinite Heat Controls | Yes |
| Warming Drawer Features | Removable Full-Width |

CAPACITY

| | |
|-----------------------------|-----------|
| Total Capacity (cubic feet) | 5.7 cu ft |
|-----------------------------|-----------|

ACCESSORIES

| | |
|----------|---------------------|
| Trim Kit | Optional JXFILLR1BB |
|----------|---------------------|

Café™ 30" Slide-In Front Control Radiant and Convection Range

CES700P4MW2 / CES700P3MD1 / CES700P2MS1

C A F É

DISTINCT BY DESIGN™

WEIGHTS & DIMENSIONS

| | |
|--|----------------------|
| Depth with Door Open | 47-1/2 in |
| Approximate Shipping Weight | 226 lb |
| Net Weight | 206 lb |
| Height to Top of Rear Vent Trim | 37-3/8 in |
| Overall Height | 37-3/8 in |
| Height to Cooking Surface (in.) | 36-1/4 +/- 1/4 |
| Overall Width | 29 -7/8 in |
| Cabinet Width | 30 in |
| Overall Depth | 29-1/2 in |
| Depth without Handle | 26-7/8 in |
| Oven Interior Dimensions (W x H x D) (in.) | 24 x 19-7/8 x 20-5/8 |

POWER / RATINGS

| | |
|--------------------|-------|
| Amp Rating at 208V | 40 |
| Amp Rating at 240V | 40 |
| Convection Wattage | 2500W |
| Bake Wattage | 2850W |
| Broiler Wattage | 4000W |
| KW Rating at 208V | 10.4 |
| KW Rating at 240V | 13.8 |

WARRANTY

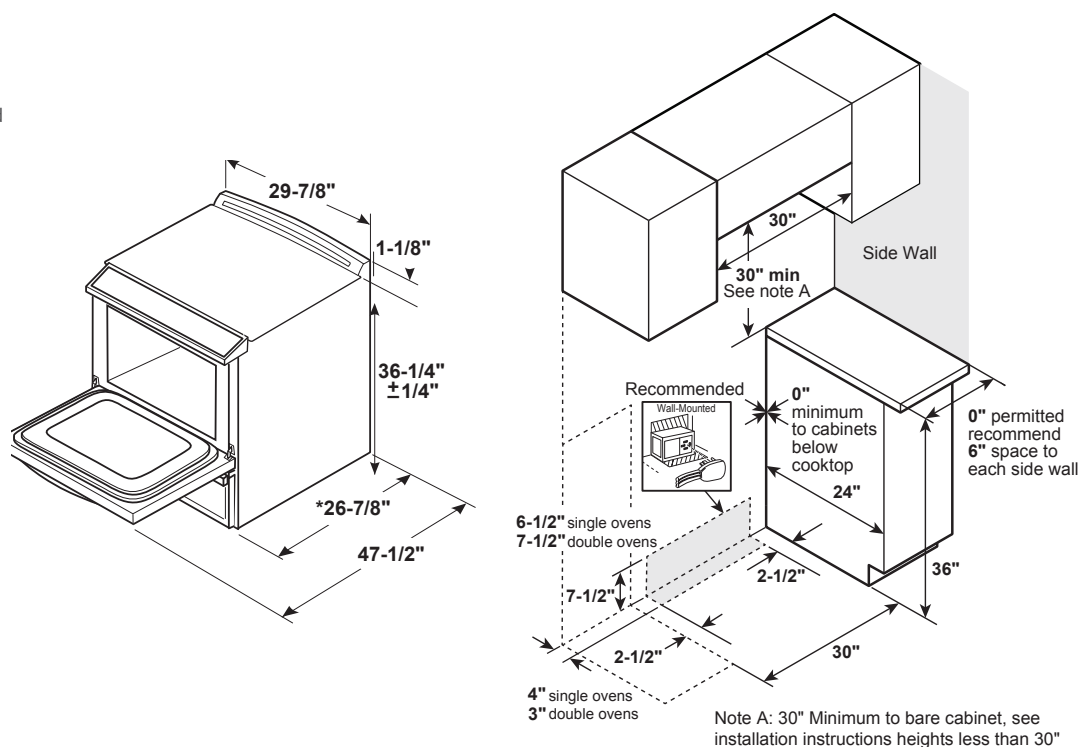
| | |
|----------------|--|
| Parts warranty | Limited 1-year entire appliance 90 days post-install on cooktop glass |
| Labor warranty | Limited 1-year entire appliance |
| Warranty notes | See written warranty for full details |

DIMENSIONS


Receptacle Locations: Locally approved flexible service cord or conduit must be used because terminals are not accessible after range installation. See shaded area in drawing for location of electrical outlet box. Recommended outlet locations allow range to be installed directly against rear wall.

Note: This appliance has been approved for 0" spacing to adjacent surfaces above the cooktop. However, a 6" minimum spacing to surfaces less than 15" above the cooktop and adjacent cabinet is recommended to reduce exposure to steam, grease splatter and heat.


Installation Information: Before installing, consult installation instructions for current dimensional data and additional requirements.




ADDITIONAL ACCESSORIES



CXFCEHKPMBZ
Brushed Stainless
2 handles
6 knobs



CXFCEHKPMSS
Brushed Stainless
2 handles, 6 knobs



CXFCEHKPMBT
Brushed Black
2 handles, 6 knobs



CXFCEHKPMCU
Brushed Copper
2 handles, 6 knobs