




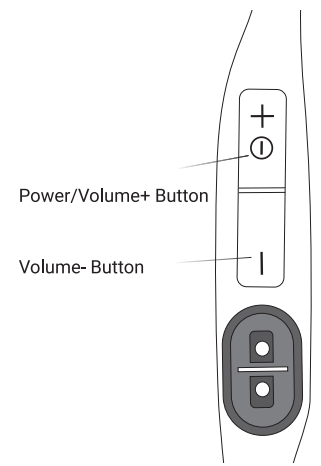
Please refer to the following



User Guide

OPENRUN S803

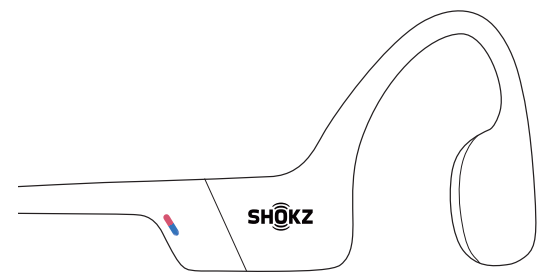
ON/OFF



Turn on the headphones
Press and hold the Power/Volume+ Button for 2 seconds until the LED Indicator flashes blue.

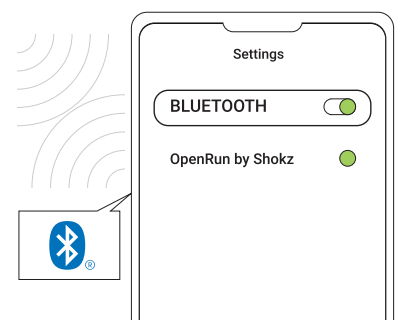
Turn off the headphones
Press and hold the Power/Volume+ Button for 3 seconds until the LED Indicator flashes red.

Pairing ①



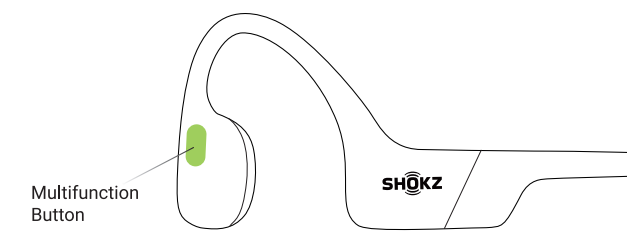
1. Start with OpenRun turned **off**.
2. Press and **hold** the **Volume+** Button for **5 seconds** or until the LED Indicator **flashes red and blue**.

Pairing ②



3. Open your device's **Bluetooth** settings and select "**OpenRun by Shokz.**" Audrey will say "connected."

Multifunction Button



- ▶|| Play/pause music ● (Click once)
- ⏮ Next song ●● (Double-click while music is playing)
- ⏪ Previous song ●●● (Triple-click while music is playing)
- ☎ Answer call ● (Click once)
- 📞 End call ● (Click once)

