

INSIGNIA™

USER GUIDE

Universal Laptop Charger

NS-PWLC591/NS-PWLC591-C



Before using your new product, please read these instructions to prevent any damage.

INSIGNIA

Contents

| | |
|---------------------------------|----|
| Introduction | 2 |
| Safety information | 3 |
| Features | 4 |
| Using your adapter | 4 |
| FAQ for Insignia Adapters | 6 |
| Specifications | 8 |
| Legal notices | 8 |
| ONE-YEAR LIMITED WARRANTY | 10 |

Introduction

Thank you for purchasing an Insignia universal laptop power adapter. Your adapter plugs into any AC power outlet anywhere in the world, and provides a reliable power source to run your laptop computer and charge its internal battery. Insignia adapters are made using the highest quality components and feature all of the necessary voltage and heat protection circuits to ensure maximum levels of safety and efficiency.

Note: You may need a physical adapter plug to plug into some AC power outlets outside of the United States, but you don't need a voltage converter anywhere in the world.

Your adapter comes with a variety of numbered tips that connect to your adapter's output cable and control the output voltage. To make sure that the correct voltage is delivered to your laptop, always make sure that you're using the correct tip for your specific laptop model. Read the following instructions and go to the Tip Wizard at <http://bbyurl.us/tipfinder> to find the Tip Wizard to make sure that you select the correct tip for your laptop.

CAUTION: Your adapter is not compatible with Mac computers or laptops requiring more than 90 watts of power.

Safety information

- Do not expose the power adapter to rain, moisture, or excessive dust. It may cause shock hazards.
- Do not operate the adapter in direct sunlight.
- Operate the adapter in a well ventilated area. Maximum ambient temperature around the power adapter must not exceed 93.2° F (35° C).
- Do not open the power adapter under any circumstances. The power adapter is not intended to be repaired in case of failure or component defect. There are no internal serviceable parts.
- Discontinue use and contact our toll free help line for assistance (877) 467-4289 if any of the following should occur:
 - The adapter shuts down when it is plugged into the device (LED turns off).
 - The adapter's LED light blinks when the adapter is plugged into an AC power outlet.
 - A cord or plug is damaged or frayed.
- Do not use with laptops that require more than 90 watts of power.
- Make sure to use the correct tip for your laptop by going to the Tip Wizard at <http://bbyurl.us/tipfinder> for a complete listing of compatible models. Do not use a tip that is not listed for your laptop.
- Keep away from children.
- The socket shall be installed near the adapter and shall be easily accessible.

INSIGNIA

NS-PWLC591/NS-PWLC591-C

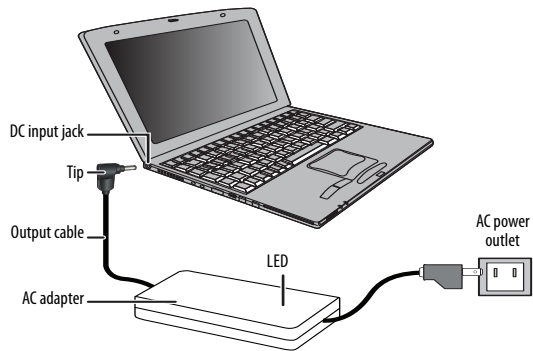
Features

- Provides up to 90 watts of power
- Includes over-voltage, over-temperature, and short circuit protection
- Powers laptops using a standard AC wall outlet
- Can be used anywhere in the world — no voltage converter needed (an adapter plug may be necessary)

Package contents

- 90 Watt universal laptop power adapter with power cord
- Six tips
- *User Guide*

Using your adapter




- 1 Locate your laptop manufacturer and model from the Tip Wizard at <http://bbyurl.us/tipfinder>.

Universal Laptop Charger

2 Identify the correct tip number for your laptop model.

CAUTION: The use of an incorrect tip may damage your laptop. Do not use this product if you cannot locate your laptop model by using the Tip Wizard at <http://bbyurl.us/tipfinder>. If you still have questions, contact our toll-free help line for assistance at (877) 467-4289. Your adapter is not compatible with Mac computers or laptops requiring more than 90 watts of power.

Note: If the compatible tip for your device is not included in the adapter package, one free tip can be ordered through the Tip Wizard at <http://bbyurl.us/tipfinder>. Use the Tip Wizard to locate the manufacturer and model and you can order your complementary tip. If you are unable to locate your laptop on the Tip Wizard or need assistance contact Insignia customer service at (877) 467-4289.

3 Locate the correct tip from the tip bundle provided. Each tip is clearly numbered.**4** Connect the tip to the end of the output cable, making sure that the pins on the tip are aligned with the holes in the cable. The ridge on the inside of the tip should align with the groove in the output cable connector. Make sure that the tip is pushed all the way into the output cable's connector.

INSIGNIA

NS-PWLC591/NS-PWLC591-C

- 5 Plug the AC cord into an AC power outlet. The LED on your adapter turns on, indicating that your adapter is powered and ready.

CAUTION: If the adapter's LED does not turn on, or if it blinks, discontinue use and contact our toll free help line for assistance at (877) 467-4289.

- 6 Plug the tip connected to the output cable into the DC input jack on the side or back of your laptop. Your adapter powers your laptop and charges its battery.

FAQ for Insignia Adapters

What tip should I use for my laptop?

You can determine the correct tip for your laptop by visiting the Tip Wizard at <http://bbyurl.us/tipfinder>. Locate your laptop manufacturer and model and the correct tip will be listed.

If you cannot find your specific laptop model, contact Insignia customer service at (877) 467-4289 for additional assistance.

My tip is not included, how do I order a new one?

Go to the Tip Wizard at <http://bbyurl.us/tipfinder> for a complete listing of compatible laptop models. If the compatible tip for your laptop is not included in the adapter package, you can order one free tip through the Tip Wizard. If you are unable to locate your laptop in the Tip Wizard, contact Insignia customer service at (877) 467-4289.

How do I connect the tip to the adapter cable?

After you select the correct tip for your laptop, connect the tip to the output cable, making sure that the ridge on the inside of the tip aligns correctly with the groove in the output cable connector. Additionally, the pins on the inside of the tip should be in line with the holes in the output cable. Firmly push the tip onto the cable until the tip and cable meet and there is no gap.

What other laptops can I use my adapter for?

Your adapter is compatible with thousands of laptop models. You can see complete list of compatible laptops through the Tip Wizard at <http://bbyurl.us/tipfinder>.

Universal Laptop Charger

Why doesn't the tip fit into my laptop?

If the tip does not fit into your laptop you may have selected the incorrect tip for your laptop. The tip should fit snugly inside the DC input jack on the side or back of your laptop. If the tip does not fit into the jack, do not force the tip. Make sure that you have selected the correct tip for your laptop by visiting the Tip Wizard at <http://bbyurl.us/tipfinder>. If you need additional assistance please contact Insignia customer service at (877) 467-4289.

Will using an incorrect tip damage my laptop?

The tips are designed to be used with specific laptops. You should only use the tip that is designated specifically for your laptop. You can identify the correct tip using the Tip Wizard at <http://bbyurl.us/tipfinder>.

Using of an incorrect tip may cause performance issues, including the inability to charge the internal battery or power the laptop, or the display of an error message on the laptop screen. Using an incorrect tip can damage your laptop.

My laptop is less than 90 watts (for example, 65 watts). Will my adapter damage my laptop?

No, using your adapter will not damage your laptop. Your adapter only supplies as much power as required by the laptop, up to a maximum of 90 watts.

My laptop is more than 90 watts (for example, 120 watts). Will my adapter damage my laptop?

Your adapter is a 90 watt adapter. You should NOT use it with laptops that require more than 90 watts of power.

I notice that my adapter is warm when I use it. Is this a problem?

During standard operation, the adapter body may feel warm. This is normal. You should always place your adapter in a ventilated area in order to prevent over-heating.

If I leave my adapter plugged in when I'm not using it does it waste energy?

Your Insignia adapter meets EnergyStar and CEC VI energy requirements which means it is an energy-efficient product designed to conserve power. When your adapter is plugged in and not being used it draws less than 0.5W of power.

INSIGNIA NS-PWLC591/NS-PWLC591-C

Specifications

| | |
|-----------------------------------|-------------------------------------------|
| AC wall socket input cable | 5.78 ft. |
| DC power output cable | 4.1ft. |
| AC input voltage | 100~240 V~2.5 A 50-60 Hz |
| DC output voltage | 19 Volts DC |
| DC output current | 4.74 Amps maximum continuous |
| Output power | 90 W maximum (DC) |
| Weight | 13.3 oz. (376 g) |
| Adapter dimensions (L x W x H) | 5.0 x 2.2 x 1.3 in. (126 x 56 x 32 mm) |

Legal notices

FCC Part 15

This device complies with Part 15 of the FCC Rules. Operation of this product is subject to the following two conditions: (1) this device may not cause harmful interference, and (2) this device must accept any interference received, including interference that may cause undesired operation.

This equipment has been tested and found to comply within the limits for a class B digital device, pursuant to Part 15 of the FCC Rules. These limits are designed to provide reasonable protection against harmful interference in a residential installation. This equipment generates, uses, and can radiate radio frequency energy and, if not installed and used in accordance with the instructions, may cause harmful interference to radio communications. However, there is no guarantee that interference will not occur in a particular installation. If this equipment does cause harmful interference to radio or television reception, which can be determined by turning the equipment off and on, the user is encouraged to try to correct the interference by one or more of the following measures:

- Reorient or relocate the receiving antenna.
- Increase the separation between the equipment and receiver.

Universal Laptop Charger

- Connect the equipment into an outlet on a circuit different from that to which the receiver is connected.
- Consult the dealer or an experienced technician for help.

FCC warning

Changes or modifications not expressly approved by the party responsible for compliance with the FCC Rules could void the user's authority to operate this equipment.

Avis juridiques Déclaration NMB-003 du Canada

This equipment complies with Industry Canada radiation exposure limits set forth for an uncontrolled environment.

This device contains license exempt transmitter(s)/receiver(s) that comply with Innovation Science and Economic Development Canada's license exempt RSS(s).

Operation is subject to the following two conditions:

1. This device may not cause interference.
2. This device must accept any interference that may cause undesired operation of the device.

Cet équipement est conforme à l'exposition aux rayonnements Industry Canada limites établies pour un environnement non contrôlé.

Cet appareil est conforme aux normes CNR exemptes de licence d'Industrie Canada. Le fonctionnement est soumis aux deux conditions suivantes :

1. cet appareil ne doit pas provoquer d'interférences et
2. cet appareil doit accepter toute interférence, y compris celles susceptibles de provoquer un fonctionnement non souhaité de l'appareil.

INSIGNIA

NS-PWLC591/NS-PWLC591-C

ONE-YEAR LIMITED WARRANTY

Definitions:

The Distributor* of Insignia branded products warrants to you, the original purchaser of this new Insignia-branded product ("Product"), that the Product shall be free of defects in the original manufacturer of the material or workmanship for a period of one (1) year from the date of your purchase of the Product ("Warranty Period").

For this warranty to apply, your Product must be purchased in the United States or Canada from a Best Buy branded retail store or online at www.bestbuy.com or www.bestbuy.ca and is packaged with this warranty statement.

How long does the coverage last?

The Warranty Period lasts for 1 year (365 days) from the date you purchased the Product. Your purchase date is printed on the receipt you received with the Product.

What does this warranty cover?

During the Warranty Period, if the original manufacture of the material or workmanship of the Product is determined to be defective by an authorized Insignia repair center or store personnel, Insignia will (at its sole option): (1) repair the Product with new or rebuilt parts; or (2) replace the Product at no charge with new or rebuilt comparable products or parts. Products and parts replaced under this warranty become the property of Insignia and are not returned to you. If service of Products or parts are required after the Warranty Period expires, you must pay all labor and parts charges. This warranty lasts as long as you own your Insignia Product during the Warranty Period. Warranty coverage terminates if you sell or otherwise transfer the Product.

How to obtain warranty service?

If you purchased the Product at a Best Buy retail store location or from a Best Buy online website (www.bestbuy.com or www.bestbuy.ca), please take your original receipt and the Product to any Best Buy store. Make sure that you place the Product in its original packaging or packaging that provides the same amount of protection as the original packaging.

To obtain warranty service, in the United States and Canada call 1-877-467-4289. Call agents may diagnose and correct the issue over the phone.

Where is the warranty valid?

This warranty is valid only in the United States and Canada at Best Buy branded retail stores or websites to the original purchaser of the product in the country where the original purchase was made.

Universal Laptop Charger

What does the warranty not cover?

This warranty does not cover:

- Customer instruction/education
- Installation
- Set up adjustments
- Cosmetic damage
- Damage due to weather, lightning, and other acts of God, such as power surges
- Accidental damage
- Misuse
- Abuse
- Negligence
- Commercial purposes/use, including but not limited to use in a place of business or in communal areas of a multiple dwelling condominium or apartment complex, or otherwise used in a place of other than a private home.
- Modification of any part of the Product, including the antenna
- Display panel damaged by static (non-moving) images applied for lengthy periods (burn-in).
- Damage due to incorrect operation or maintenance
- Connection to an incorrect voltage or power supply
- Attempted repair by any person not authorized by Insignia to service the Product
- Products sold "as is" or "with all faults"
- Consumables, including but not limited to batteries (i.e. AA, AAA, C etc.)
- Products where the factory applied serial number has been altered or removed
- Loss or Theft of this product or any part of the product
- Display panels containing up to three (3) pixel failures (dots that are dark or incorrectly illuminated) grouped in an area smaller than one tenth (1/10) of the display size or up to five (5) pixel failures throughout the display. (Pixel based displays may contain a limited number of pixels that may not function normally.)
- Failures or Damage caused by any contact including but not limited to liquids, gels or pastes.

INSIGNIA

NS-PWLC591/NS-PWLC591-C

REPAIR REPLACEMENT AS PROVIDED UNDER THIS WARRANTY IS YOUR EXCLUSIVE REMEDY FOR BREACH OF WARRANTY. INSIGNIA SHALL NOT BE LIABLE FOR ANY INCIDENTAL OR CONSEQUENTIAL DAMAGES FOR THE BREACH OF ANY EXPRESS OR IMPLIED WARRANTY ON THIS PRODUCT, INCLUDING, BUT NOT LIMITED TO, LOST DATA, LOSS OF USE OF YOUR PRODUCT, LOST BUSINESS OR LOST PROFITS. INSIGNIA PRODUCTS MAKES NO OTHER EXPRESS WARRANTIES WITH RESPECT TO THE PRODUCT, ALL EXPRESS AND IMPLIED WARRANTIES FOR THE PRODUCT, INCLUDING BUT NOT LIMITED TO ANY IMPLIED WARRANTIES OF AND CONDITIONS OF MERCHANTABILITY AND FITNESS FOR A PARTICULAR PURPOSE, ARE LIMITED IN DURATION TO THE WARRANTY PERIOD SET FORTH ABOVE AND NO WARRANTIES, WHETHER EXPRESS OR IMPLIED, WILL APPLY AFTER THE WARRANTY PERIOD. SOME STATES, PROVINCES AND JURISDICTIONS DO NOT ALLOW LIMITATIONS ON HOW LONG AN IMPLIED WARRANTY LASTS, SO THE ABOVE LIMITATION MAY NOT APPLY TO YOU. THIS WARRANTY GIVES YOU SPECIFIC LEGAL RIGHTS, AND YOU MAY ALSO HAVE OTHER RIGHTS, WHICH VARY FROM STATE TO STATE OR PROVINCE TO PROVINCE.

Contact Insignia:

1-877-467-4289

www.insigniaproducts.com

INSIGNIA is a trademark of Best Buy and its affiliated companies.

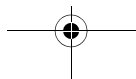
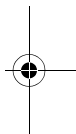
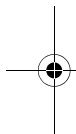
*Distributed by Best Buy Purchasing, LLC

7601 Penn Ave South, Richfield, MN 55423 U.S.A.

©2019 Best Buy. All rights reserved.



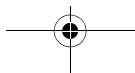
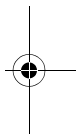
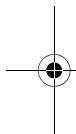
Universal Laptop Charger





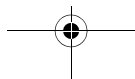
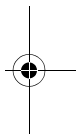
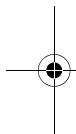
INSIGNIA

NS-PWLC591/NS-PWLC591-C





Universal Laptop Charger





INSIGNIA™

www.insigniaproducts.com
1-877-467-4289 (U.S. and Canada) or 01-800-926-3000 (Mexico)

INSIGNIA is a trademark of Best Buy and its affiliated companies.
Distributed by Best Buy Purchasing, LLC
7601 Penn Ave South, Richfield, MN 55423 U.S.A.
©2019 Best Buy. All rights reserved.

V3 ENGLISH
19-0607

