

Comfort, Quality & Style Since 1998

FireSense®

## Hanging Electric Patio Heater

Item#: 62221 / 62222



**UNIT MUST BE ON A  
DEDICATED ELECTRICAL  
CIRCUIT.**

**PLEASE READ THESE  
INSTRUCTIONS CAREFULLY  
BEFORE USING YOUR  
NEW HEATER.**

**⚠ WARNING  
FOR YOUR SAFETY**

1. Improper installation, adjustment, alteration, service or maintenance can cause injury or property damage.
2. Read the installation, operation, and maintenance instructions thoroughly before installing or servicing this equipment.
3. Failure to follow these instructions could result in fire or explosion, which could cause property damage, personal injury, or death.

**⚠ WARNING**

This product can expose you to chemicals including Lead, Chromium (hexavalent compounds), Di(2-ethylhexyl) phthalate (DEHP) and Diisononyl phthalate (DINP), which are known to the State of California to cause cancer and birth defects or other reproductive harm. For more information, go to [www.P65Warnings.ca.gov](http://www.P65Warnings.ca.gov).



**ATTACH YOUR  
RECEIPT HERE**

Keep a copy of your proof of purchase or order confirmation which will be needed if you need to contact us about warranty coverage.

Purchase Date: \_\_\_\_\_



### Questions, problems, missing parts?

Before returning to your retailer, our exceptional customer service is available.

Call us toll-free at (866) 985-7877 9 a.m. – 6 p.m., EST, Monday – Friday, email us at [cservice@welltraveled.net](mailto:cservice@welltraveled.net), or go online and live chat at [www.wtliving.com](http://www.wtliving.com).

Manual updated Mar 2019

## TABLE OF CONTENTS

Table of Contents, Before You Begin, Safety Information	Page 2
Important Instructions	Page 3
Operating Instructions, Care and Maintenance, Trouble Shooting	Page 4
Warranty Information	Page 5



### BEFORE YOU BEGIN

Please read and understand this entire manual before attempting to assemble, operate or install this appliance. If you have any questions regarding the product, please call us toll-free at **(866) 985-7877** 9 a.m. – 6 p.m., EST, Monday – Friday, email us at [cservice@welltraveled.net](mailto:cservice@welltraveled.net), or go online and live chat at [www.wtliving.com](http://www.wtliving.com).

This manual contains important information about the assembly, operation and maintenance of this appliance. General safety information is presented in the first few pages and is also located throughout this manual. Keep this manual for future reference and to educate new users of this appliance.



### SAFETY INFORMATION

#### **WARNING**

##### To Reduce the Risk of Fire

1. Do not place any objects such as furniture, papers, clothes and curtains closer than 3 feet to the front of the heater and keep them away from the sides and rear when the heater is plugged in.
2. Do not place the heater near a bed because objects such as pillows or blankets can fall off the bed and be ignited by the heater.
3. Always unplug the heater if it is not being used.
4. Avoid the use of an extension cord because the extension cord may overheat and cause a risk of fire. However, if you have to use an extension cord, the cord should be N014 AWG minimum size and rated not less than 1875 watts.

#### **CAUTION** Risk of Fire

Keep combustible materials such as furniture, papers, clothes and curtains at least 0.91m/3ft from the front of the heater, and away from the sides and rear. Attach base before using.

#### **CAUTION** Risk of Electric Shock – Do not open.

No user - serviceable parts inside.

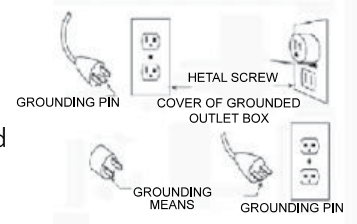


## IMPORTANT INSTRUCTIONS

When using this electric unit, basic safety precautions should always be followed to reduce the risk of fire, electric shock and/or injury.

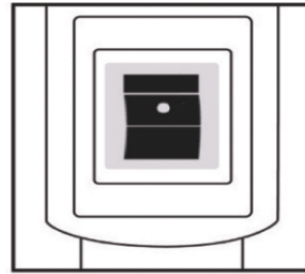
1. Read ALL instructions before using this unit.
2. CAUTION: Risk of Electric Shock. DO NOT open or try to repair the heater yourself.
3. This heater may get hot when in use. To avoid burns, DO NOT let bare skin touch hot surfaces.
4. Keep combustible materials, such as furniture, pillows, bedding, paper, clothes, and curtains at least 3ft from the front of the heater and keep them away from the sides, top, and rear. DO NOT place towels or other objects on the heater.
5. Extreme caution is necessary when any heater is used by or near children or the disabled. Do not leave the heater unattended while in operation.
6. DO NOT operate any heater with a damaged cord or after the heater malfunctions, has been dropped or has been damaged in any manner. Return heater to authorized service examination, electrical or mechanical adjustment, or repair.
7. This heater is not intended for use in bathrooms, laundry areas and similar indoor locations. Never locate heater where it may fall into a bathtub or other water container. DO NOT immerse in water or other liquids.
8. DO NOT touch the control panel or plug in with wet hands.
9. DO NOT run cord under carpeting. DO NOT cover cord with throw rugs, runners, or similar coverings. Arrange cord away from traffic area and where it will not be tripped over.
10. DO NOT insert or allow foreign objects to enter any ventilation or exhaust opening as this may cause an electric shock or fire, or damage of heater.
11. To prevent a possible fire, DO NOT block the air intakes or exhaust opening as this may cause an electric shock or fire, or damage the heater.
12. A heater has hot and arcing or sparking parts inside. DO NOT use in areas where gasoline, or other flammable materials are present.
13. The heater is not intended for use with an extension cord. Plug the cord directly into an appropriate wall receptacle. If an extension cord is used, it must be a minimum 14 AWG and rated not less than 1875 watts.
14. To avoid fire or shock hazard, plug the unit directly into a 120V electrical plug. DO NOT unplug by pulling the cord.
15. To disconnect the heater, turn controls OFF, then remove plug from the outlet. Pull firmly on plug, DO NOT unplug by pulling on the cord.
16. Always unplug the unit before moving or whenever the heater is not in use.
17. Use only for intended household use as described in this manual. Any other use not recommended by the manufacturer may cause fire, electric shock, or injury to persons. The use of attachments not recommended or sold by unauthorized dealers may cause hazards.
18. DO NOT attempt to repair or adjust any electrical or mechanical functions on this unit. Doing so will void your warranty. The inside of the unit contains no user serviceable parts. Only qualified personnel should perform all servicing only.
19. Connect to properly grounded outlets only.
20. Children should be supervised to ensure that they do not play with the appliance.
21. For the maximum heat exposure, hang the heater from ceiling so that the bottom of the unit measures 36" from the top of any patio table.

**WARNING:** This heater has a voltage rating of 120 volts. The cord has a plug as shown in A. An adapter as shown in C is available for connecting three-blade grounding-type plugs to two-slot receptacles. The grounding plug extending from the adapter must be connected to a permanent ground such as a properly grounded outlet box. The adapter should not be used if a three-slot grounded receptacle is available. DO NOT DEFEAT THE SAFETY PURPOSE OF THE GROUNDED PLUG.



**OPERATING INSTRUCTIONS**

Make sure to install this unit as instructed and plug into a grounded 120V, 60Hz power outlet. Only operate the unit when it has been properly installed. This unit is equipped with one heat setting, **On/Off**.



**CARE AND MAINTENANCE**

- Unplug the heater and let it cool completely.
- To keep this unit clean, the outer shell may be cleaned with a soft, damp cloth. You may use a mild detergent if necessary. After cleaning, dry the unit with a soft cloth.
- DO NOT use alcohol, gasoline, abrasive powders, furniture polish, or rough brushes to clean the heater. This may cause damage or deterioration to the surface of the heater.
- Although the heater is outdoor approved, DO NOT immerse the heater in water for your safety.
- Wait until the unit is completely dry before use.

**TROUBLE SHOOTING**

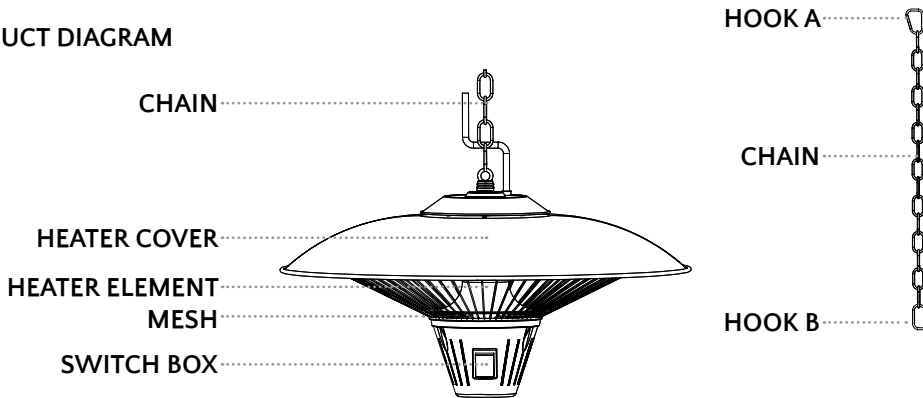
If this unit does not operate properly, please check the following before repair or service.

- Check if the power cord is plugged into an electrical outlet, if not, plug in.
- Check if electricity to the main fuse is working.
- Make certain the power switches are turned on. If not, choose a setting.

**STORAGE**

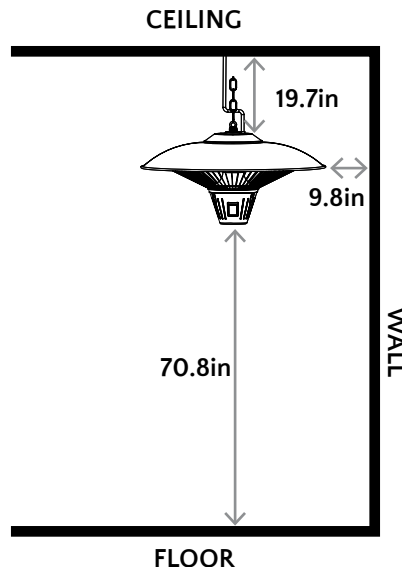
When not in use, store this unit in a cool, dry location. To prevent dust and dirt build-up, use the original packaging to repack this unit.

**PRODUCT DIAGRAM**



**MINIMUM REQUIRED DISTANCE:**

- 25cm / 9.8in from the side wall
- 50cm / 19.7in from the ceiling
- 180cm / 70.8in installation height above





## LIMITED WARRANTY

Customers in the Contiguous US

This product is warranted for a period of 1 year from original purchase date against defects in materials and workmanship under normal use. This warranty does NOT cover normal wear/weathering, exposure to water, freezing temperatures, oils, fluids, or chemicals, OR use in a commercial application if model is not designated as a commercial model. At Well Traveled Living's sole discretion, products under warranty will be repaired and/or replaced at no charge to the customer. Returns sent back to Well Traveled Living must be sent via prepaid freight in the original retail packaging.

For warranty service, contact Well Traveled Living at the address, phone numbers or website and email listed in this owner's manual. Be sure to have your sales receipt, date of purchase and catalogue/model numbers available when calling. All warranty service will be coordinated by Well Traveled Living's, Amelia Island, Florida service center. This warranty is extended only to the original owner. Proof of purchase will be required before warranty service is rendered. The sales receipt is the only valid proof of purchase. This warranty only covers failures due to defects in materials or workmanship which occur during normal use. Failures and/or damage which result from accident, negligence, misuse, abuse, neglect, mishandling, alteration or modification, failure to maintain, improper assembly or maintenance, service by unauthorized agency or use of unauthorized components or damage that is attributable to acts of God are NOT covered.

This limited warranty gives you specific legal rights and you may also have other rights which vary from jurisdiction to jurisdiction. The provisions of the United Nations Convention on Contracts for the Sales of Goods shall not apply to this limited warranty or the sale of products covered by this limited warranty.

- THERE ARE NO EXPRESS WARRANTIES EXCEPT AS LISTED
- PURCHASER ASSUMES ALL RISKS IN THE ASSEMBLY AND OPERATION OF THIS UNIT
- FAILURE TO FOLLOW WARNINGS AND OPERATIONAL INSTRUCTIONS CONTAINED IN THIS MANUAL CAN RESULT IN SEVERE PROPERTY DAMAGE AND/OR PERSONAL INJURY
- IN NO EVENT WILL WELL TRAVELED LIVING, OR ITS DIRECTORS, OFFICERS OR AGENTS BE LIABLE TO THE PURCHASER OR ANY THIRD PARTY, WHETHER IN CONTRACT, IN TORT, OR ON ANY OTHER BASIS, FOR ANY INDIRECT, SPECIAL, PUNITIVE, EXEMPLARY, CONSEQUENTIAL, OR INCIDENTAL LOSS, COST, OR DAMAGE ARISING OUT OF OR IN CONNECTION WITH THE SALE, MAINTENANCE, USE, OR INABILITY TO USE THE PRODUCT, EVEN IF WELL TRAVELED LIVING OR ITS DIRECTORS, OFFICERS OR AGENTS HAVE BEEN ADVISED OF THE POSSIBILITY OF SUCH LOSSES, COSTS OR DAMAGES, OR IF SUCH LOSSES, COSTS, OR DAMAGES ARE FORESEEABLE. IN NO EVENT WILL WELL TRAVELED LIVING, OR ITS OFFICERS, DIRECTORS, OR AGENTS BE LIABLE FOR ANY DIRECT LOSSES, COSTS OR DAMAGES THAT EXCEED THE PURCHASE PRICE OF THE PRODUCT.
- SOME JURISDICTIONS DO NOT ALLOW THE EXCLUSION OR LIMITATION OF INCIDENTAL OR CONSEQUENTIAL DAMAGES, SO THE ABOVE LIMITATION OR EXCLUSION MAY NOT APPLY TO THE PURCHASER.

## EXTEND YOUR WARRANTY

When you purchase a Fire Sense, Patio Sense, or Avalon Home product, you have the peace of mind in knowing that it comes with a one-year warranty. Extend your warranty for **an additional year** when you write a review of your purchase on [www.wtliving.com](http://www.wtliving.com) within 365 days of purchase.



### Important Notice

Do NOT return to place of purchase—for customer service and warranty issues contact our Customer Service Center at (866) 985-7877 or [cservice@welltraveled.net](mailto:cservice@welltraveled.net), or go online and live chat at [wtliving.com](http://wtliving.com). Hours are: 9 a.m. – 6 p.m., EST, Monday – Friday.

Distributed by:

Well Traveled Living  
716 S 8th Street, Amelia Island, FL 32034  
[wtliving.com](http://wtliving.com) | [cservice@welltraveled.net](mailto:cservice@welltraveled.net)  
(866) 985-7877