



Fully Automatic Espresso Machine



Model: WSD18-060

Updated on Aug 5, 2016

Key Advantage of JAVA Fully automatic coffee machine

- ☿ The smart ground bean moisturizing
- ☿ Suitable for many types of coffee bean
- ☿ Able to brew a wide Variety of fine cup of coffee with great Aroma
- ☿ Easy to use feather touch control
- ☿ Easy to use Milk Frother
- ☿ Flexible Dual Coffee compartment
- ☿ Always ready to serve and Easy to maintain




JAVA's Special Feature


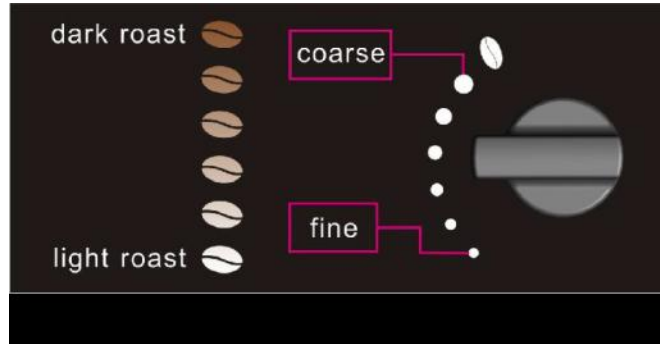


☕ The smart ground bean moisturizing

Brewing a great cup of coffee from bean to cup with full aroma will require a special technique. JAVA coffee machine consists of an additional yet unique chamber that moisturize the ground bean prior to the brewing process to make the coffee more enjoyable with greater flavor



Brewing a perfect cup of coffee from bean to cup



Fully adjustable bean grinding to optimize the flavor

Able to brew from Americano to Latte

Easy to use feather touch control



Fully adjustable brewing volume



Able to brew 2 cups simultaneously



Single button / touch to adjust coffee strength

Easy to use Milk Frother



Built-in Steamer / Hot water



Milk Frother attachment included



Always in control between brewing and steaming

Flexible Dual Coffee compartment for Bean or Grounded coffee



Bean compartment



Ground coffee compartment



Product specifications

WSD18-060

| | |
|--|----------------------|
| Housing: | PLASTIC (ABS) |
| Voltage: | 110-127V |
| Frequency : | 60HZ |
| Rated Power: | 1200-1600W |
| Pump Pressure: | Static.Max.15bar |
| Capacity of Bean Container: | 70 Oz (200g) |
| Capacity of Water Container: | 64 Oz (1900ml) |
| Inner Working Pressure: | 9 Bar |
| Coffee Powder Fineness Adjusting Range: | 6 levels |
| Coffee Powder Volume Adjusting Range: | 0.18-0.46 Oz (5-13g) |
| Coffee Volume Adjusting Range: | 1-8Oz (30-240ml) |
| Hot Water Volume Adjusting Range: | 1-16Oz (30-480ml) |
| Heating for Steam Time: | 30-60 seconds |
| Coffee Spout Height Adjusting Range: | 70-110mm |
| Length of Power Cord: | approx.1.3m |
| Outlet Coffee Temperature: | 87°C~92°C |

Updated on Aug 5, 2016

