

GameSir T7 Pro Retro Green

Wired Controller for Xbox

EAN: 6936685223370

UPC: 850074931317

Model No.: GameSir-T7 Pro W Retro Green

Introducing the GameSir T7 Pro Retro Green, featuring a gradient transparent retro green design that nods to classic Xbox vibes. Designed for Xbox, it combines nostalgic style with cutting-edge performance for your ultimate gaming experience.

KEY FEATURES:

1. Designed for Xbox

Works with Xbox Series X|S, Xbox One, Windows 10/11 and Steam, the T7 Pro delivers an ultra-smooth, low-latency gaming experience.

2. Nostalgic Retro Green Vibes

Featuring a gradient transparent retro green design inspired by the original Xbox aesthetic, it blends nostalgic style with modern performance for the ultimate gaming experience.

3. The Anti Stick-Drift Solution: GameSir™ Hall Effect Sticks

Using GameSir™ non-contact magnetic Hall Effect technology to ensure the sticks never wear down in their lifetime and provide an ultra lifespan of up to 5 million cycles, the T7 Pro prevents stick drift and ensures reliable, durable stick performance.

4. Hall Effect Analog Triggers, with 2-Stage Trigger Stops

GameSir's precision-tuned Hall Effect analog triggers offer unparalleled smoothness and responsiveness. With 2-stage trigger stops, gamers can toggle the triggers to a short pull position. Whether you need precise linear control or ultimate responsiveness, the T7 Pro gives you the competitive edge you need.

5. Two Back Buttons

Widely support remapping functions with almost every button on the controller, adding more control options to your gaming.

6. Realistic and Subtle Vibration

The T7 Pro features a total of four rumble motors, with one in each grip and trigger, providing immersive and realistic vibration feedback. Additionally, the two asymmetric actuators in the grips enhance the realism of the vibrations, ensuring that every small crash or shot is felt in your hands as if it were happening on the spot.

7. Dynamic RGB Lighting

Featuring dynamic RGB lighting across the ABXY buttons, D-pad, both sticks, and back grips, the T7 Pro adds a visually striking touch and atmospheric glow to any desk setup.

8. Ergonomic Design

The T7 Pro features ergonomically shaped laser-engraved textured grips for a comfortable, secure, and anti-slip hold, perfect for intense and extended gaming sessions.

9. 3.5mm Headphone Jack

The 3.5mm audio jack allows for immersive sound and clear communication, keeping you fully engaged in every moment.

10. Software Customization via GameSir Nexus

Customize your T7 Pro with the GameSir Nexus software on both Xbox and PC: remap buttons, adjust stick and trigger range, set vibration levels, and save personalized profiles for every game.

TECH SPECS:

Working Platform: Xbox Series X|S, Xbox One, Windows 10/11 and Steam

Connection: Wired, 3m detachable USB-C cable

Sticks: GameSir™ Hall Effect sticks

Triggers: Hall Effect analog triggers, with 2-stage trigger stops

ABXY Buttons: Membrane

D-pad: Membrane

Rumble Motors: 4, in each grip and trigger

Back Buttons: 2

Grips: Laser-engraved textured grips

3.5mm Audio Jack: Yes

RGB Lighting: Yes, on ABXY buttons, D-pad, both sticks, and back grips

Supported Software: GameSir Nexus

Battery: No

Product Size: 145*93*59 mm / 5.71*3.66*2.32 in

Net Weight: 217 g / 0.48 lbs

Package Size: 162*137*72 mm / 6.38*5.39*2.83 in

Gross Weight: 400 g / 0.88 lbs

Carton Size (20pcs/carton): 379*339*313 mm / 14.92*13.35*12.32 in

Carton Weight (20pcs/carton): 9.1 kg / 20.06 lbs

PACKAGE CONTENTS:

Controller *1

1-month Xbox Game Pass Ultimate Card *1

3m USB-C Cable *1

User Manual *1

Thank You & After-sale Service Card *1

INSTRUCTION:

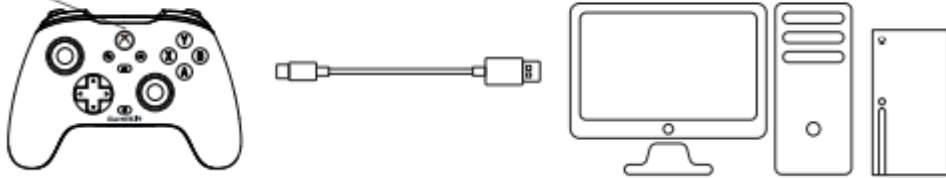
Auto-Sleep and Wake-Up

1. When the controller is On and there is no operation within 10 minutes, it will go to sleep automatically and the LED strips will go out.
2. When the controller is On, it will go to sleep after the Xbox button is held for 5s.
3. When the controller goes to sleep mode, you can wake up the controller by pressing the Xbox/A/B/X/Y button.

Connect

Use the included Type-C cable to connect the handle to the device, and short press the Home button to power on.

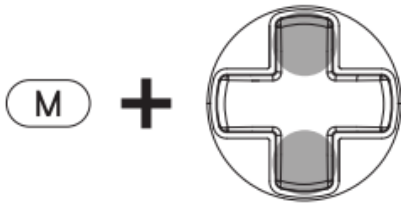
Solid White=Connected



Volume Control

1. Hold the M button + D-pad's Up / Down to Increase / Decrease the Master Volume. (11 levels in total)

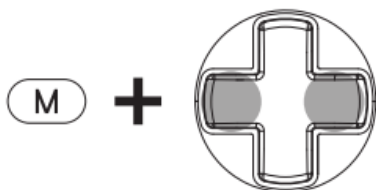
* There will be a beep when adjusting to the maximum / minimum level.



2. Hold the M button + D-pad's Left / Right to increase game volume while decreasing voice chat volume / decrease game volume while increasing voice chat volume.

* There will be a beep when adjusting to the maximum / middle / minimum level.

* Only works on Xbox consoles.



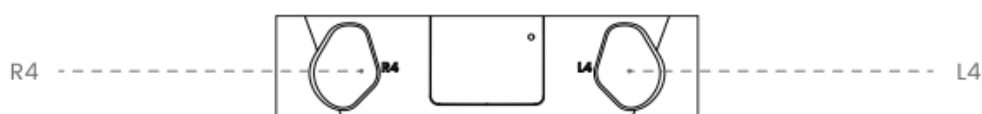
3. Microphone Mute Function: When your headphone / earphone is plugged in, double press the M button, the Microphone Mute Light will become solid red and the Microphone Mute Function

is On. Double press again the M button, the Microphone Mute Light will go out and the Microphone Mute Function is Off (Default).

When the Microphone Mute Function is On, hold the M button to temporarily turn off the Microphone Mute Function, and release the M button to restore Microphone Mute Function to On.



Back Buttons Settings



NO PRESET BUTTON VALUES

(Can be programmed to A/B/X/Y/LB/RB/LT/RT/LS/RS/D-pad/Menu/View/Share Button)

Set the Back button value: Press and hold the M button + L4/R4 button, and the Xbox indicator will start flashing slowly. Press the button you want to map to the Back button, and the Xbox indicator will return to a solid light, indicating that the Back button setting is complete.

*Within the setting mode, pressing the corresponding Back button will clear its button value.

Sticks & Triggers Calibration

1. Hold the View + Menu + Xbox buttons until the USB-C cable is inserted into the PC's USB port. The Xbox button will slowly blink white.
2. Ensure that LT & RT and the left & right sticks are not touched. Then Press the A button. The Xbox button will go out.
3. Press LT & RT to their maximum travel. Rotate the sticks at their maximum angles for 3 times. Press the A button. The Xbox button becomes solid white to indicate the calibration is over.
4. After the calibration is over, it's required to unplug and re-plug the controller before using.

Profile Switch

Press the M + A / B / X / Y buttons in sequence to switch to the corresponding profile.

M + Y = Profile 1




M + B = Profile 2

M + A = Profile 3

M + X = Profile 4

Function Reset

When the controller becomes unresponsive or encounters abnormal conditions, press and

hold  +  +  for 3 seconds to reset the controller configuration.

FAQ:

1. What platforms does the T7 Pro support?

It supports Xbox Series X|S, Xbox One X|S, Windows 10/11, and Steam.

2. Does the T7 Pro use a wired or wireless connection?

Wired, with a 3m detachable Type-C cable.

3. What are the special features of the sticks?

The GameSir™ Hall Effect sticks use non-contact magnetic sensors to prevent stick drift and ensure smooth control, providing an ultra lifespan of up to 5 million cycles.

4. Does the T7 Pro have Hall Effect analog triggers?

Yes, it features Hall Effect analog triggers with two-stage trigger stops. You can switch between different trigger travel distances depending on the usage scenario. After switching, please press the trigger fully down three times gently to calibrate. It also includes a Hair Trigger mode, activated by holding M + LT/RT.

5. How many rumble motors does the T7 Pro have?

It has a total of 4 rumble motors, one in each grip and trigger.

6. How many mappable buttons does the T7 Pro have?

It has 2 mappable back buttons.



7. Does the T7 Pro have RGB lighting?

Yes, it features dynamic RGB lighting across the ABXY buttons, D-pad, both sticks, and back grips.

8. Does the T7 Pro support software customization?

Yes, it supports customization through the GameSir Nexus software on both PC and Xbox.

9. What are the differences between the T7 Pro and T7?

	 T7 Pro Retro Green	 T7
COMPATIBLE PLATFORM	Xbox/PC	Xbox/PC
CONSOLE CONNECTION	Wired	Wired
PC CONNECTION	Wired	Wired
STICK TECH	GameSir™ Hall Effect sticks	GameSir™ Hall Effect sticks
TRIGGER TECH	Hall Effect analog triggers, with 2-stage trigger stops	Hall Effect analog triggers
MOTOR	4	4
ABXY BUTTONS	Membrane	Membrane
D-PAD	Membrane	Membrane
GRIP	Laser-engraved	Laser-engraved
EXTRA BUTTONS	2 back buttons	No
BACK BUTTON LATCHES	No	No
RGB LIGHTING	Yes	No
SOFTWARE	GameSir Nexus	GameSir Nexus
BATTERY	No	No
POWER SOURCE	USB port	USB port
AUDIO	3.5mm audio jack	3.5mm audio jack
PRICE	\$49.99	\$34.99