

SONANCE



SURROUND SOUND HOME THEATER SPEAKER PACKAGE MAG5.1 PREMIUM

Key Features

Aesthetics

- Elegant, sleek design disappears into any space
- Paintable grille to match surroundings
- Optional square adapter for MAG6R SUR speakers (sold separately)
- The subwoofer's cabinet dimensions have been kept to a minimum to reduce the visual impact in the room

Performance

- Developed using cutting edge design and computer modeling software
- Sonance Visual Performance Series speaker drivers are constructed from state-of-the-art materials that are extremely rigid and lightweight.
- The powerful MS10 Subwoofer can be placed anywhere in the room when used with the included wireless transmitter and receiver kit.

Installation

- Simplified single-step grille painting process
- Two-piece Roto-Lock® toggle feet delivers a tight fit between the wall or ceiling
- High-strength magnetic grille retention system eliminates gaps and minimizes shadow lines
- The subwoofer's rear-mounted controls provide easy access & the flexibility to adjust the subwoofer as needed



MAG6 LCR (3X)

In-Wall
LCR Speaker



MAG6R SUR (2X)

In-Ceiling Surround
Sound Speaker



MS10 SUB (1X)

Freestanding Subwoofer



**WIRELESS HIGH-RES
AUDIO TRANSMITTER
& RECEIVER KIT (1X)**

1 Wireless Transmitter
1 Wireless Receiver

MAG5.1 PREMIUM SURROUND SOUND

Home Theater Speaker Package

BBY SKU 6401739

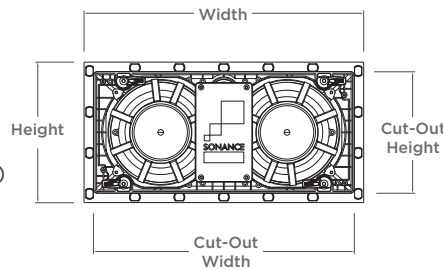
TYLER SKU MAG5.1PREM

SONANCE

Dimensions

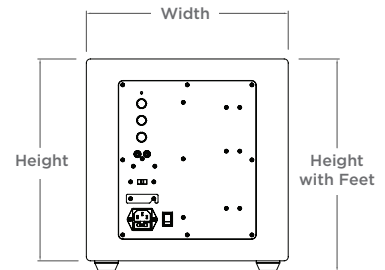
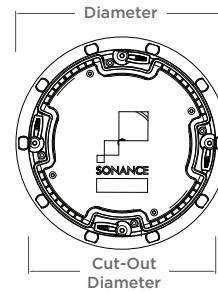
MAG6 LCR

Width: 16 1/8" (410mm)
Height: 8 3/8" (213mm)
Depth: 3 9/16" (91mm)
Cut-Out Width: 14 13/32" (367mm)
Cut-Out Height: 6 23/32" (171mm)



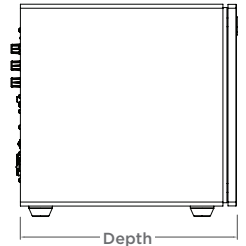
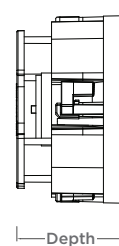

MAG6R SUR

Diameter: 9 3/4" (248mm)
Depth: 4 3/4" (121mm)
Cut-Out Diameter: 8 1/4" (210mm)



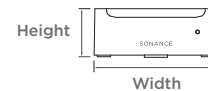
MS10 SUB

Width: 11 13/16" (300mm)
Height: 11 13/16" (300mm)
Height w/ Feet: 12 7/32" (310mm)
Depth: 12 5/8" (320mm)



WIRELESS TRANSMITTER & RECEIVER

Height: 1 1/4" (32mm)
Width: 3 1/8" (80mm)
Length: 2 1/4" (57mm)



Specifications

MAG6 LCR

Tweeter: 1" (25mm) silk dome, Ferrofluid-cooled, pivoting, in acoustic back chamber
Woofer: Two 6 1/2" (165mm) glass fiber cone, rubber surround
Frequency Response: 45Hz - 20kHz \pm 3dB
Impedance: 6 Ohms nominal; 4 Ohms minimum
Power Handling: 5 Watts minimum; 125 Watts maximum
Sensitivity: 90dB SPL (2.83V/1 meter)
Dimensions: 16 1/8" x 8 3/8" x 3 9/16"
(WxHxD) (410mm x 213mm x 91mm)
Cut-Out Dims (WxH): 14 13/32" x 6 23/32" (367mm x 171mm)
Grille Material: Perforated steel
Shipping Weight: 8 lbs (3.6 kg) each

MAG6R SUR

Tweeter: Two 1" (25mm) silk dome, Ferrofluid-cooled, pivoting, in acoustic back chamber
Woofer: 6 1/2" (165mm) glass fiber cone, rubber surround, pivoting
Frequency Response: 45Hz - 20kHz \pm 3dB
Impedance: 8 Ohms nominal; 6 Ohms minimum
Power Handling: 5 Watts minimum; 125 Watts maximum
Sensitivity: 89dB SPL (2.83V/1 meter)
Speaker Depth: 4 3/4" (121mm)
Diameter: 9 3/4" (248mm)
Cut-Out Diameter: 8 1/4" (210mm)
Grille Material: Perforated steel
Shipping Weight: 3.6 lbs (1.6 kg) each

MS10 SUB

Woofer: 10" (254mm) ultra long throw Polypropylene cone, rubber surround
Frequency Response: 27Hz - 250kHz \pm 3dB
Crossover Frequency: 50Hz - 250Hz (adjustable), 12dB/octave
Power Output: 275 watts RMS (550 watts peak)
Inputs: Line-level (Left/LFE and Right)
Controls: Volume, crossover and variable phase
Dimensions: 11 13/16" x 11 13/16" x 12 5/8"
(WxHxD) (300mm x 300mm x 320mm)
Height with Feet: 12 7/32" (310mm)
Enclosure Material: MDF with textured black finish
Grille Material: Black cloth
Shipping Weight: 38 lbs (17.24 kg) each

WIRELESS TRANSMITTER & RECEIVER

Max. Wireless Range: 30 feet
Enclosure Material: Plastic
Power Output: 12dBm (0.016 Watts)
Inputs: Line-level RCA
Indicator Light: Yes
Dimensions: 3 1/8 x 1 1/4 x 2 1/4
(WxHxL) (80mm x 32mm x 57mm)
Shipping Weight: 1.60 lbs.
Unit of Measure: Each



SONANCE

©2020 Sonance. All rights reserved.

Sonance is a registered trademarks of Dana Innovations.

Due to continuous product improvement, all features and specifications are subject to change without notice.

For the latest Sonance product specification information visit our website: www.sonance.com

SONANCE • 991 Calle Amanecer • San Clemente, CA 92673 USA

(949) 492-7777 • FAX: (949) 361-5151 • Technical Support: (949) 492-7777

www.sonance.com

03.28.22