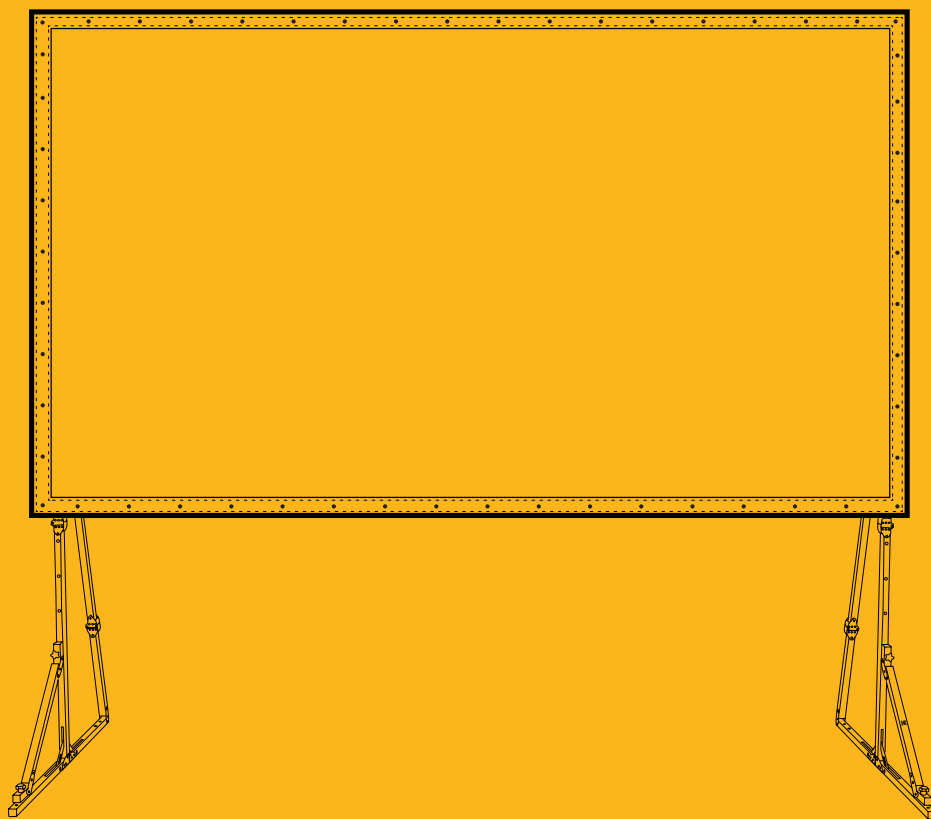




KODAK Portable Projection Screen 120"

With Foldable Legs and Front/Rear Projection



User Guide

RODPJSFFSG120

TABLE OF CONTENTS

1	INTRODUCTION	1
2	SAFETY PRECAUTIONS	1
3	ABOUT	2
4	SPECIFICATIONS	2
5	PACKAGE CONTENTS	3
6	PRODUCT OVERVIEW	4
7	ASSEMBLY INSTRUCTIONS	4-12
8	CARE & MAINTENANCE	13
9	WARRANTY INFORMATION	14-16
10	GET IN TOUCH	17

TO SEE THIS GUIDE IN FRENCH, ITALIAN,
GERMAN, OR SPANISH, PLEASE VISIT

WWW.KODAKPHOTOPLUS.COM

OR USE THIS QR CODE:



Um diese Anleitung auf Französisch, Italienisch, Deutsch oder Spanisch zu lesen, besuchen Sie bitte www.kodakphotoplus.com oder nutzen Sie diesen QR-Code. | Per visualizzare questa guida in francese, italiano, tedesco o spagnolo, si prega di visitare www.kodakphotoplus.com, oppure di usare questo codice QR. | Para ver esta guía en francés, italiano, alemán o español, por favor, visite www.kodakphotoplus.com o use este código QR. | Pour consulter ce guide en anglais, en italien, en allemand ou en espagnol, veuillez aller sur le site www.kodakphotoplus.com ou utiliser ce code QR.

INTRODUCTION

Thank you for purchasing the KODAK Portable Projection Screen 120" with Foldable Legs and Front/Rear Projection. This User Guide is intended to provide you with guidelines to ensure that operation of this product is safe and does not pose risk to the user. Any use that does not conform to the guidelines described in this User Guide may void the limited warranty.

Please read all directions carefully before using the product and retain this guide for reference. This product is intended for household use only. It is not intended for commercial use.

This product is covered by a limited one-year warranty. Coverage is subject to limits and exclusions. See warranty for details.

SAFETY PRECAUTIONS

- **WARNING: CHOKING HAZARD** – Small parts. This product contains small parts and is not suitable for children under 3 years old.
- Remove all packaging before using this device. Please keep all packaging materials out of reach of children and pets.
- Properly dispose of all packing materials immediately after unpacking product, as the bags used for packaging could present a suffocation or choking hazard.
- Read all instructions carefully before attempting to operate this device. Improper usage could result in a reduction in efficacy.
- Keep this product away from children.
- Place the screen on a flat, level surface to prevent the screen from falling.
- Handle the screen with care to avoid damage.
- Do not use this product near water or moisture.
- Keep this product away from heat source (ex. heaters, matches, and so on).
- Do not lean or hang on the product.
- Please take care when extending and folding this unit to avoid damage through rough handling.
- Do not use harsh chemicals for cleaning this product; use only a mild detergent and soft cloth to dry before storing.
- Do not touch the projection screen surface with hands.
- Do not write or draw on the screen surface.
- Do not use fingers or sharp objects to touch the screen surface, this will damage the screen fabric.

ABOUT

- Lightweight, collapsible frame and legs for quick, simple setup. No tools required!
- Included, heavy-duty bag for portability and storage convenience
- Great for parties, concerts, meetings, and other large gatherings
- Quality, embossed screen eliminates glare and enhances sharpness of color
- Made from aluminum alloy for durable, steady support

SPECIFICATIONS

Product type: Projection screen

Projection screen size: 96" x 72"

Diagonal size: 120"

Product length: 103.9"

Product height: 134.8"

Packaging length: 102"

Packaging width: 28"

Packaging height: 24"

Black border length: 2.6"

Mount type: Floor (freestanding)

Aspect ratio: 16:9

Screen gain: 0.9

Viewing angle: 140°

Assembly time: About 3 minutes

Screen material: Gray fabric

Frame and leg material: Aluminum alloy

Approved location: Indoor or outdoor use

Applicable uses: Meetings, parties, conferences, concerts, and other events

Product care: Clean with damp, soft cloth

Adult assembly required: Yes

Installation required: No

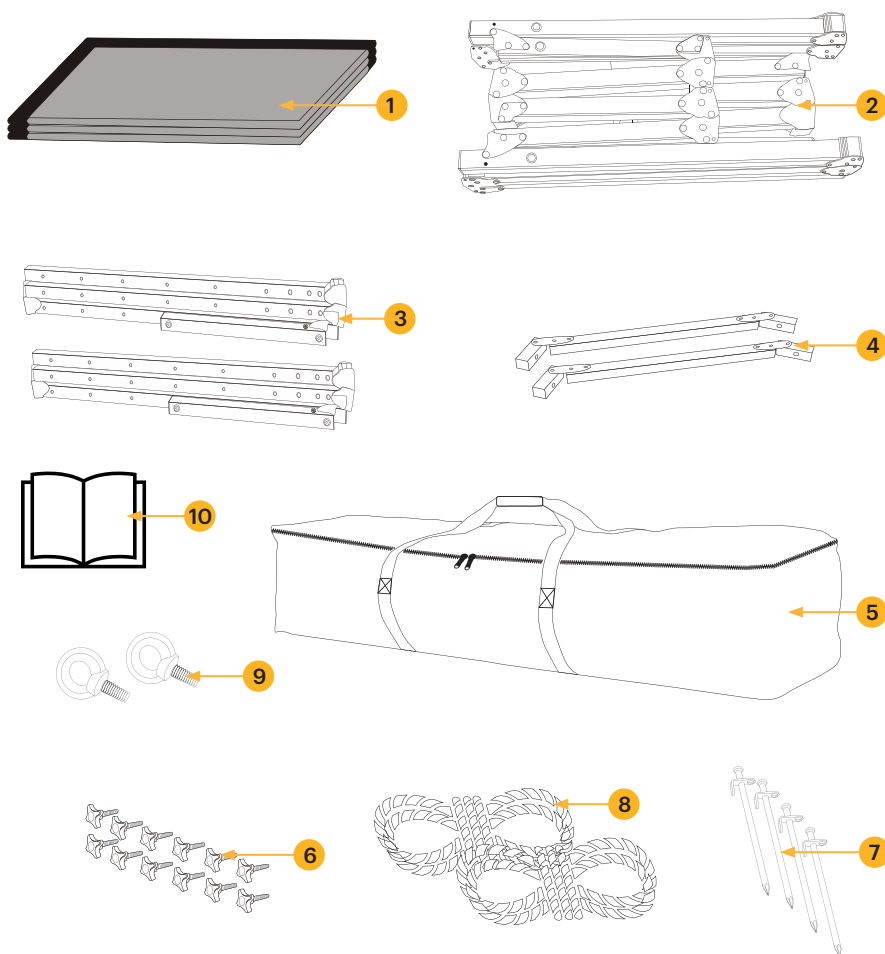
Country of origin: China

Warranty included: Yes

Warranty length: 1 year

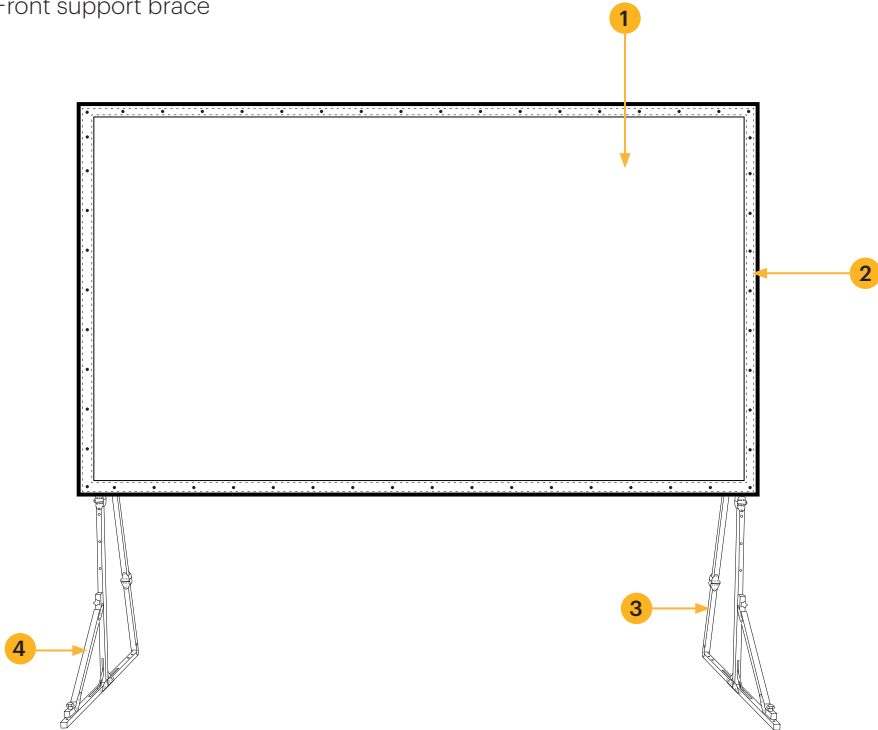
PACKAGE CONTENTS

- | | | | |
|---|--------------------------------|----|--------------------|
| 1 | Front/rear screen fabric | 6 | Hand screws x 12 |
| 2 | Foldable screen frame | 7 | Outdoor stakes x 4 |
| 3 | Foldable legs x 2 | 8 | Ropes x 2 |
| 4 | Front support braces x 2 | 9 | Silver loops x 2 |
| 5 | Projection screen carrying bag | 10 | User guide |



PRODUCT OVERVIEW

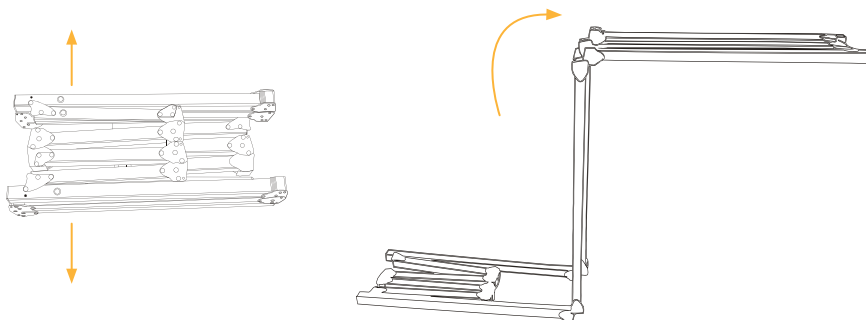
- 1 Screen fabric
- 2 Screen frame
- 3 Screen leg
- 4 Front support brace



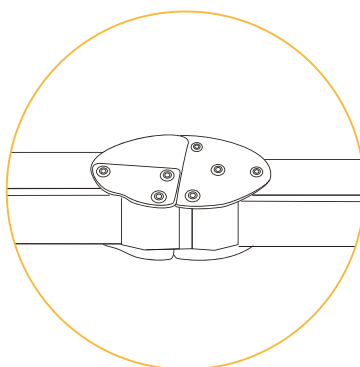
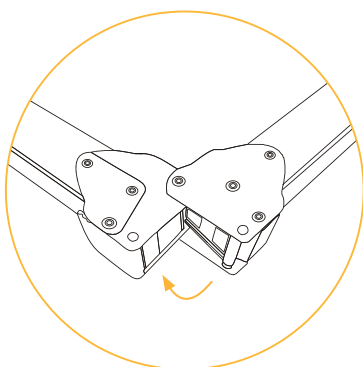
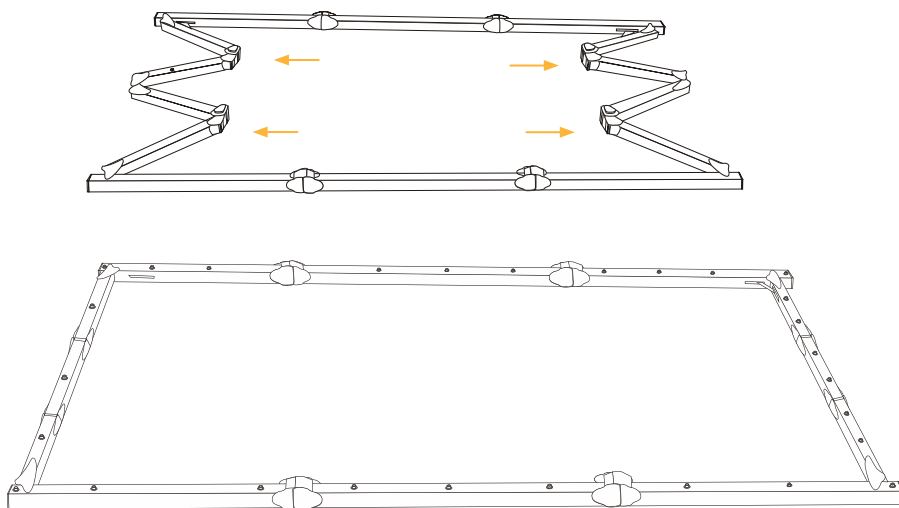
ASSEMBLY INSTRUCTIONS

NOTE: This assembly may require two (2) people to complete.

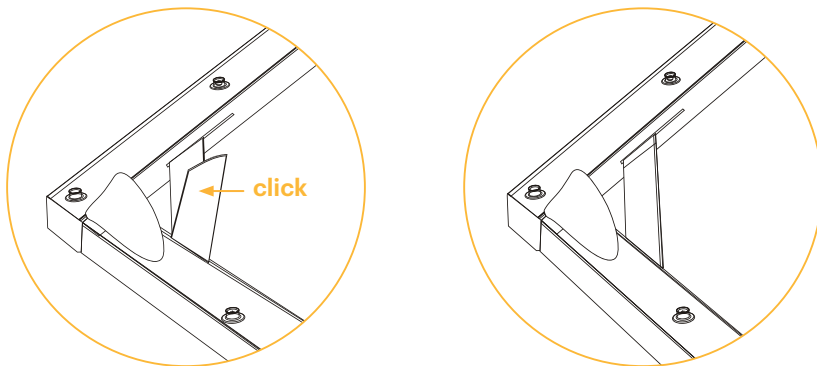
1. Remove the screen frame from the packaging and place it on a large, flat surface. Then, carefully unfold the larger sections of the frame so the length of the frame is fully extended.



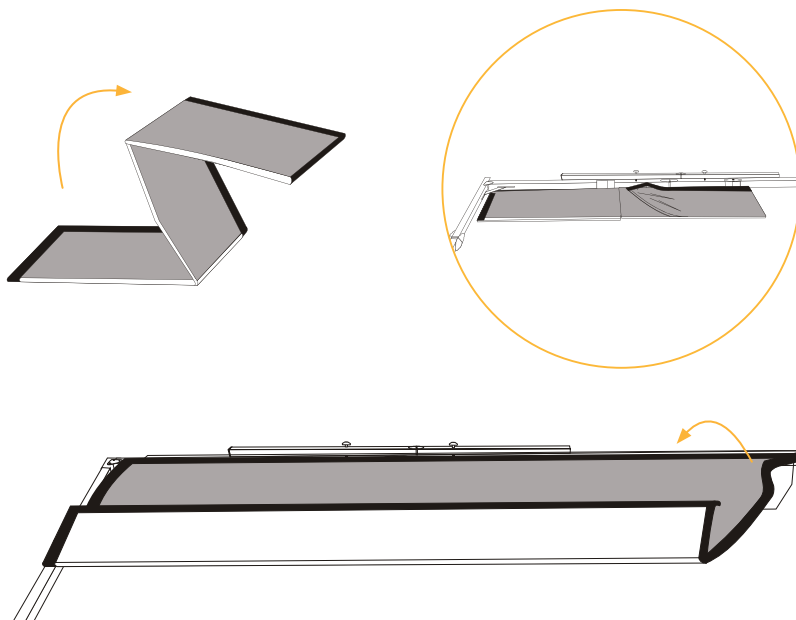
2. Next, unfold the smaller sections of the frame so the width of frame is fully extended.



NOTE: You should hear a click sound to know when joints of the frame are securely locked in place.



- 3.** Then, take out the screen fabric and place it at one corner of the frame. Next, start unfolding the fabric until it is completely spread out within the frame.



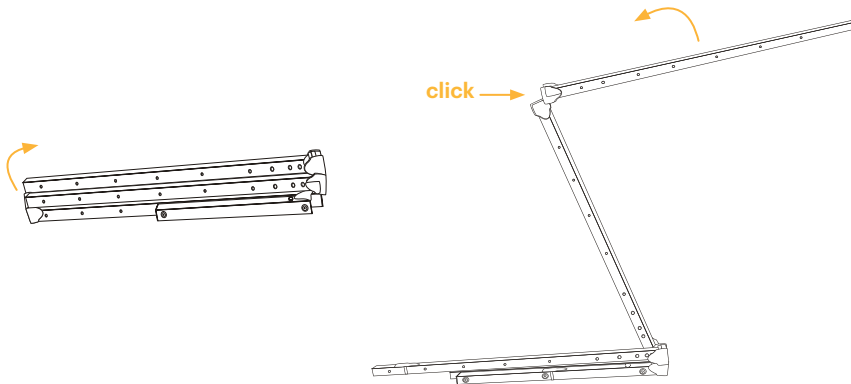
4. Fasten the screen fabric to the frame.

Make sure to fasten the corners first before fastening the sides of the screen.

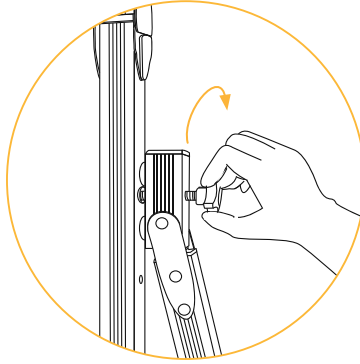


5. Unfold the screen legs. Make sure you hear the click sound to know that the joints of the legs are locked in place.

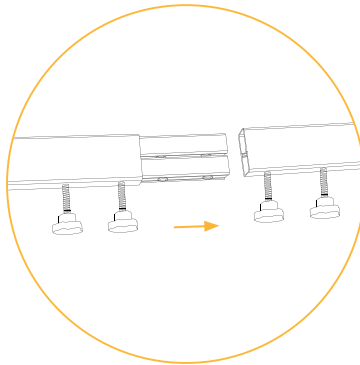
(The front piece of the legs is the only part that should still be folded up.)



6. Fasten the back piece of the screen legs to the back of the screen legs using one (1) hand screw for each leg.

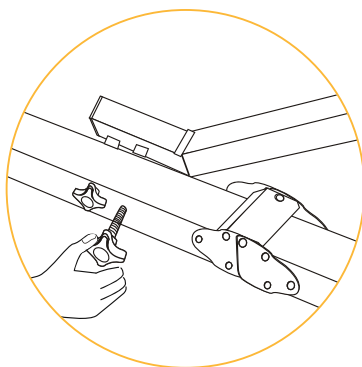


7. Lay the frame on a flat surface with the screen frame facing up and place the screen legs on back of the frame.

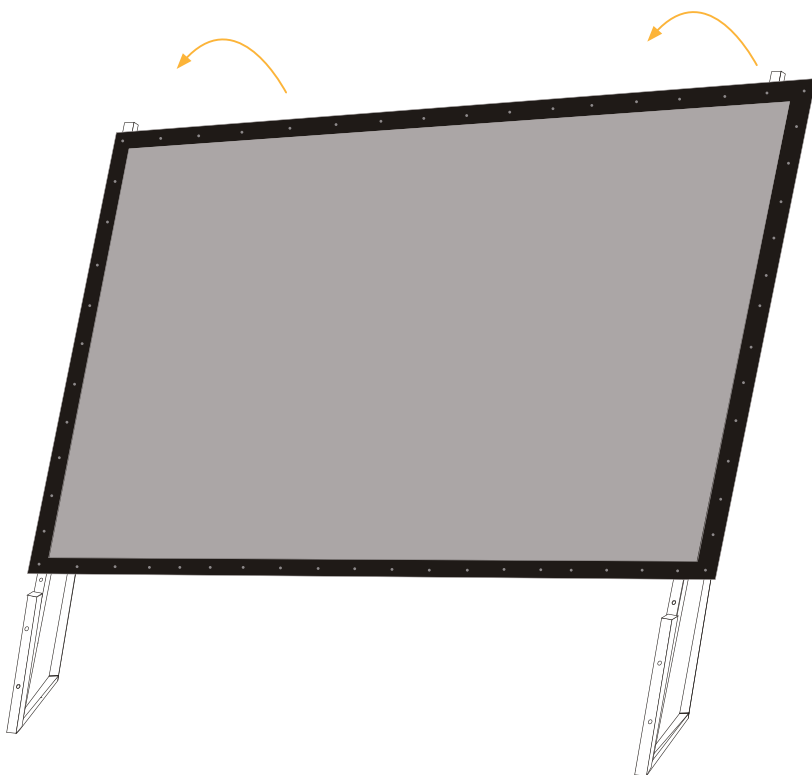


8. Align the holes of the screen legs with the holes on the screen frame. Then, fasten the screen legs to the frame using three (3) hand screws for each leg.

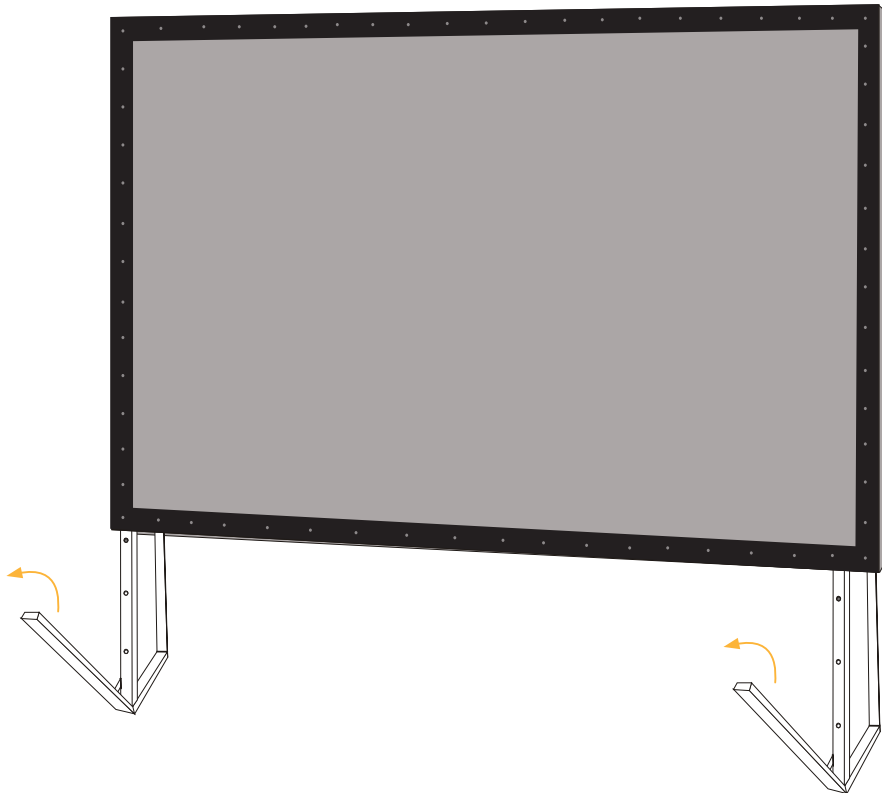
NOTE: To adjust the height of the screen, change the position of where the screen legs are attached to the frame.



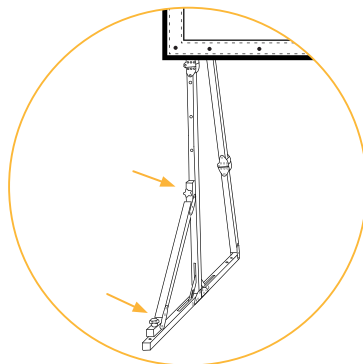
9. Once the legs are fastened to the frame, lift the screen so the entire assembly is standing upright. (This will require a two-person team lift.)



- 10.** Once the screen is upright, extend the front piece of the legs out.



- 11.** Connect the front support brace to the front piece of the screen leg using two (2) hand screws so the projection screen is stable. Then, do the same for the second front support brace.



PROJECTOR SETUP:

- For rear projection, set your projector up behind the screen.
 - For front projection, set your projector up front of the screen.
- (Make sure projector has clear line of sight of the screen and no people are blocking the projection.)

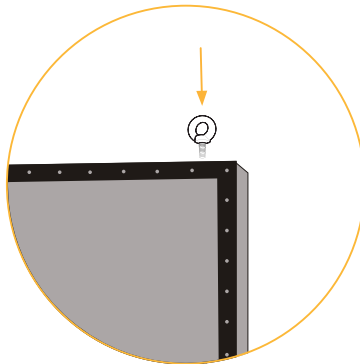


TO DISASSEMBLE:

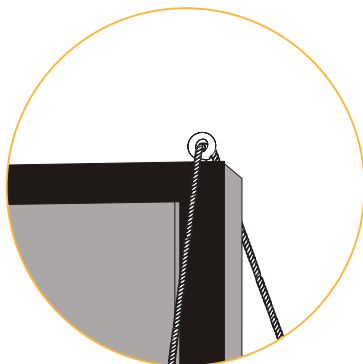
1. Disconnect the support braces from the legs.
2. Fold up the front piece of the legs then lay the frame down on a flat surface. Then, detach the legs from the frame.
3. Detach the screen fabric from the frame and fold up the frame.
4. Once everything is folded up, pack the contents into the included carrying bag.

FOR EXTRA STABILITY OUTDOORS:

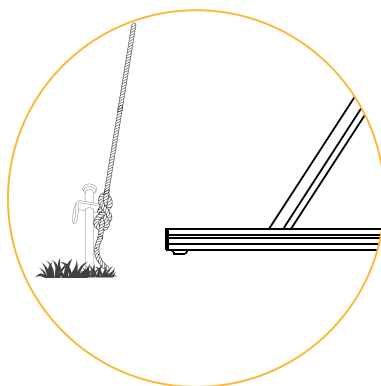
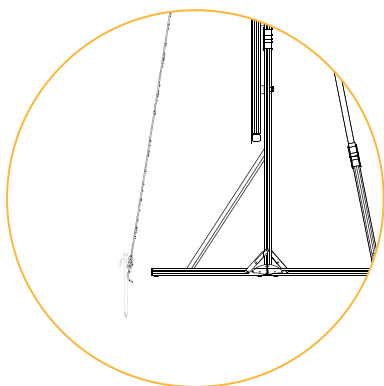
1. Fold up the front piece of the legs then lay the frame down on a flat surface.
2. Fasten a silver loop to the top corner of the frame.



3. Grab the rope and insert it through the loop on the top corner of the frame.



4. Then, repeat steps 2 through 3 for the other side of the projection screen.
5. Raise up the screen so it stands upright. Grab the end of the rope and tie it to a stake. Then, stick the stake into the ground behind the projection screen. (Use a hammer if needed.)
6. Grab the other end of the rope and tie it to another stake. Then, stick the stake into the ground in front of the projection screen. (Make sure to place the front stakes somewhere into the ground where the rope doesn't block your view of the screen.)
7. Check that all four (4) stakes are firmly planted into the ground.



CARE & MAINTENANCE:

- When the screen is in use, please do not touch the screen surface with hands or sharp objects.
- Clean the screen surface with a damp, soft cloth. Wipe the screen carefully.
- When storing the product, the screen is made from anti-crease material so you can fold up the fabric.
- When not using the screen for a long time, store the screen in the carrying bag.

LIMITED WARRANTY TO ORIGINAL CONSUMER

This KODAK Portable Projection Screen 120" with Foldable Legs and Front/Rear Projection ("Product"), including any accessories included in the original packaging, as supplied and distributed new by an authorized retailer is warranted by C&A Marketing, Inc. (the "Company") to the original consumer purchaser only, against certain defects in material and workmanship ("Warranty") as follows:

To receive Warranty service, the original consumer purchaser must contact the Company or its authorized service provider for problem determination and service procedures. Proof of purchase in the form of a bill of sale or receipted invoice, evidencing that the Product is within the applicable Warranty period(s), MUST be presented to the Company or its authorized service provider in order to obtain the requested service.

Service options, parts availability, and response times may vary and may change at any time. In accordance with applicable law, the Company may require that you furnish additional documents and/or comply with registration requirements before receiving warranty service. Please contact our customer service for details on obtaining warranty service:

USA: kodak@camarketing.com, 844-516-1539

International: kodakintl@camarketing.com, +1-844-516-1540

Shipping expenses to the Company's Return Facility are not covered by this warranty, and must be paid by the consumer. The consumer likewise bears all risk of loss or further damage to the Product until delivery to said facility.

EXCLUSIONS AND LIMITATIONS

The Company warrants the Product against defects in materials and workmanship under normal use for a period of ONE (1) YEAR from the date of retail purchase by the original end-user purchaser ("Warranty Period"). If a hardware defect arises and a valid claim is received within the Warranty Period, the Company, at its sole option and to the extent permitted by law, will either (1) repair the Product defect at no charge, using new or refurbished replacement parts, (2) exchange the Product with a Product that is new or which has been manufactured from new or serviceable used parts and is at least functionally equivalent to the original device, or (3) refund the purchase price of the Product.

A replacement Product or part thereof shall enjoy the warranty of the original Product for the remainder of the Warranty Period, or ninety (90) days from the date of replacement or repair, whichever provides you longer protection. When a Product or part is exchanged, any replacement item becomes your property, while the replaced item becomes the Company's property. Refunds can only be given if the original Product is returned.

This Warranty does not apply to:

- (a)** Any non-KODAK Portable Projection Screen 120" with Foldable Legs and Front/Rear Projection product, hardware or software, even if packaged or sold with the Product;
- (b)** Damage caused by use with non-KODAK Portable Projection Screen 120" with Foldable Legs and Front/Rear Projection products;
- (c)** Damage caused by accident, abuse, misuse, flood, fire, earthquake, or other external causes;
- (d)** Damage caused by operating the Product outside the permitted or intended uses described by the Company;
- (e)** Damage caused by third party services;
- (f)** A Product or part that has been modified to alter functionality or capability without the written permission of the Company;
- (g)** Consumable parts, such as batteries, fuses, and bulbs;
- (h)** Cosmetic damage; or
- (i)** If any KODAK Portable Projection Screen 120" with Foldable Legs and Front/Rear Projection serial number has been removed or defaced.

This Warranty is valid only in the country where the consumer purchased the Product, and only applies to Products purchased and serviced in that country.

The Company does not warrant that the operation of the Product will be uninterrupted or error-free. The Company is not responsible for damage arising from your failure to follow instructions relating to its use.

EXTENT PERMITTED BY APPLICABLE LAW, THE COMPANY PROVIDES THE PRODUCT "AS-IS" AND "AS-AVAILABLE" FOR YOUR CONVENIENCE AND THE COMPANY AND ITS LICENSORS AND SUPPLIERS EXPRESSLY DISCLAIM ALL WARRANTIES AND CONDITIONS, WHETHER EXPRESSED, IMPLIED, OR STATUTORY, INCLUDING THE WARRANTIES OF MERCHANTABILITY, FITNESS FOR A PARTICULAR PURPOSE, TITLE, QUIET ENJOYMENT, ACCURACY, AND NON-INFRINGEMENT OF THIRD-PARTY RIGHTS. THE COMPANY DOES NOT GUARANTEE ANY SPECIFIC RESULTS FROM THE USE OF THE PRODUCT, OR THAT THE COMPANY WILL CONTINUE TO OFFER OR MAKE AVAILABLE THE PRODUCT FOR ANY PARTICULAR LENGTH OF TIME. THE COMPANY FURTHER DISCLAIMS ALL WARRANTIES AFTER THE EXPRESS WARRANTY PERIOD STATED ABOVE.

YOU USE THE PRODUCT AT YOUR OWN DISCRETION AND RISK. YOU WILL BE SOLELY RESPONSIBLE FOR (AND THE COMPANY DISCLAIMS) ANY AND ALL LOSS, LIABILITY, OR DAMAGES RESULTING FROM YOUR USE OF THE PRODUCT.

NO ADVICE OR INFORMATION, WHETHER ORAL OR WRITTEN, OBTAINED BY YOU FROM THE COMPANY OR THROUGH ITS AUTHORIZED SERVICE PROVIDERS SHALL CREATE ANY WARRANTY.

IN NO EVENT WILL THE COMPANY'S TOTAL CUMULATIVE LIABILITY ARISING FROM OR RELATED TO THE PRODUCT, WHETHER IN CONTRACT OR TORT OR OTHERWISE EXCEED THE FEES ACTUALLY PAID BY YOU TO THE COMPANY OR ANY OF ITS AUTHORIZED RESELLERS FOR THE PRODUCT AT ISSUE IN THE LAST YEAR FROM YOUR PURCHASE. THIS LIMITATION IS CUMULATIVE AND WILL NOT BE INCREASED BY THE EXISTENCE OF MORE THAN ONE INCIDENT OR CLAIM. THE COMPANY DISCLAIMS ALL LIABILITY OF ANY KIND OF ITS LICENSORS AND SUPPLIERS. IN NO EVENT WILL THE COMPANY OR ITS LICENSORS, MANUFACTURERS AND SUPPLIERS BE LIABLE FOR ANY INCIDENTAL, DIRECT, INDIRECT, SPECIAL, PUNITIVE, OR CONSEQUENTIAL DAMAGES (SUCH AS, BUT NOT LIMITED TO, DAMAGES FOR LOSS OF PROFITS, BUSINESS, SAVINGS, DATA, OR RECORDS) CAUSED BY THE USE, MISUSE, OR INABILITY TO USE THE PRODUCT.

Nothing in these terms shall attempt to exclude liability that cannot be excluded under applicable law. Some countries, states, or provinces do not allow the exclusion or limitation of incidental or consequential damages or allow limitations on warranties, so certain limitations or exclusions may not apply to you. This warranty gives you specific legal rights, and you may have other rights that vary from state to state or province to province. Contact your authorized retailer to determine if another warranty applies.

CUSTOMER SERVICE

Should you experience any problems with your product, please contact us before returning the item to the place of purchase. We're here to help!

U.S. Support:

kodak@camarketing.com

844-516-1539

International Support:

kodakintl@camarketing.com

844-516-1540



The Kodak trademark, logo, and trade dress are used under license from Eastman Kodak Company.

All other products, brand names, company names, and logos are trademarks of their respective owners, used merely to identify their respective products, and are not meant to connote any sponsorship, endorsement, or approval.

Distributed by: C&A Marketing, Inc., 114 Tived Lane East, Edison, NJ 08837, USA
© 2021. C&A IP Holdings LLC. All rights reserved. Made in China.