

HR 1956-3 G DF GD

48 inch range

Dual Fuel model with M Touch controls



- Network-enabled WiFi appliance – Miele@home
- Maximum variety – six powerful burners and a griddle
- Speed oven for a maximum variety of uses
- Perfect baking and roasting results – Moisture plus
- Precise cooking temperature – Wireless Precision Probe

EAN: 4002516486671 / Material number: 11791700 /
Old Material Number: 25195681USA

General information	
Heating type	
Dual fuel	•
Gas type	Natural gas
Design	
Range including speed oven and gourmet drawer	•
Appliance width in inches	48
Convenience features	
Precise speed oven temperature regulation in °F (°C)	85-475 (30-250)
Microwave power levels	1 - 7
Wireless Precision Probe	•
Roast probe- speed oven	•
Keep-warm function	•
Crisp function	•
Operating modes	
Speed Oven MasterChef automatic programs	•
Surround	•
Maxi Broil	•
Moisture Plus	•
Convection Bake	•
Convection Roast	•
Combi Auto Roast	•
Microwave	•
Combi Bake	•
Micro Broil	•
Combi Broil	•
Intensive Bake	•
Auto roast	•
Convection Roast	•
Broil	•
Browning	•
Bake	•
Slow roast	•
Defrost	•
Special modes	•
Design	
Appliance color	Clean Touch Steel
Oven display	M Touch
Speed Oven display	M Touch / M Touch
Convenience features and modes	
Warm cups	•
Warm plates	•
Keep food at serving temperature	•
Low-temperature cooking	•
Precise electronic temperature control from 104°F to 185°F	•
Cooktop features	
Number of gas burners	6
Number of TrueSimmer burners x power in BTU	2 x 10.00

HR 1956-3 G DF GD

48 inch range

Dual Fuel model with M Touch controls



EAN: 4002516486671 / Material number: 11791700 /

Old Material Number: 25195681USA

Number of power burners x power in BTU	1 x 13.60
Number of high burners x power in BTU	3 x 19.50
True Simmer function	•
GasStop	•
Number of griddle surfaces	1 x 13.00
Width of griddle surface in in.(mm)	10 1/4 (258) in (mm)
Depth of griddle surface in in.(mm)	17 1/8 (434) in (mm)

User convenience

Networking with Miele@home	•
Precision knobs	•
Illuminated knob	•
ComfortSwivel handle	•
Motorized lift-up control panel	•
Time synchronization	•
Sabbath program	•
Automatic switch-off	•
MultiLingua	•
Acoustic signal when desired temperature is reached	•
MyMiele	•
Warming drawer capacity	6 place settings
Microwave popcorn function	•
Recommended microwave output for each mode	•
Timed bursts of steam	•
Fully telescopic for easy loading and unloading of the gourmet drawer	•
Gourmet drawer with push-to-open mechanism	•
Time of day display	•
Date display	•
Minute minder	•
Programmable cooking time	•
Actual temperature display	•
Default temperature	•
Minute Plus button	•
Favorites	•
Individual settings	•

Appliance door

CleanGlass door	•
Door contact switch	•
SoftClose oven door/ SoftOpen	•

Oven compartment

Oven cavity volume in cu. ft. (l)	3.21 (91) ft³ (l)
Speed oven cavity volume in cu.ft. (l)	1.52 (43)
Number of oven shelf levels	5
Number of Speed Oven shelf levels	3
No. of halogen lamps	triple in oven/single in speed oven

Efficiency and sustainability

Automatic residual heat utilization	•
Energy-saving lighting circuit	•

HR 1956-3 G DF GD

48 inch range

Dual Fuel model with M Touch controls



EAN: 4002516486671 / Material number: 11791700 /

Old Material Number: 25195681USA

Rapid PreHeat

•

Cleaning convenience

Stainless-steel front with partial Clean Touch Steel finish

•

Stainless-steel Speed Oven interior with PerfectClean and linen-weave finish

•

Oven with self-cleaning program

•

Catalyzer

•

Catalyzer

heated

ComfortClean dishwasher-safe grates

•

Cooktop surface

Black enamel

Safety

Appliance cooling system and cool touch front

•

Safety cut-out

•

Anti-slip liner in the gourmet drawer

•

System lock

•

Door contact switch

•

Door lock during self cleaning

•

Technical data

Appliance height min in in.(mm)

37 1/8 (942)

Dimensions (depth) in in. (mm) with bullnose

27 3/4 (702)

Appliance height max in in.(mm)

38 5/8 (980)

Frequency in Hz

60

Fresh water connection for Moisture Plus

•

Plumbed water connection for Moisture Plus

3.0

Appliance width in in. (mm)

48 1/8 (1220)

Power Rating in V

120

Voltage in V

240/208

Fuse rating in A

50

Number of phases

1

Standard accessories

Anti-splash insert

1

Baking and roasting rack with PerfectClean

1

Self Clean ready baking and roasting rack

3

FlexiClip runners Self Clean ready

2

Side racks self clean ready

1

PerfectClean perforated baking tray

1

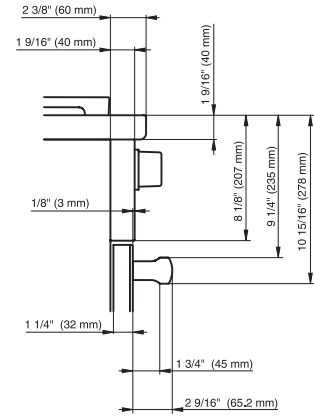
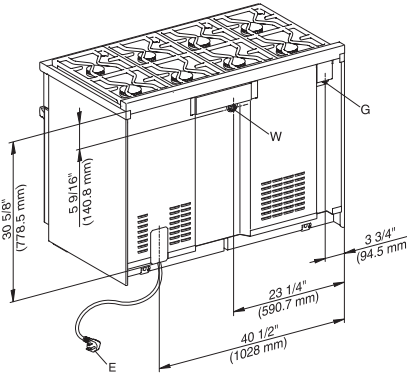
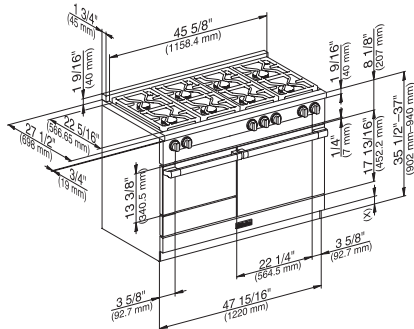
Glass tray

2

HR 1956-3 G DF GD

48 inch range

Dual Fuel model with M Touch controls



HR1954G, HR1954-2 (installation drawing)

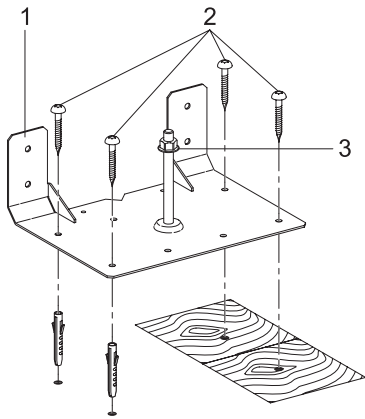
(x) = Depending on the appliance height adjustment: 4" – 5 1/2" (101.6 mm – 139.7 mm)

HR1954G, HR1954-2, HR1954-3 (installation drawing)

E = Electric Connection, W = Water connection, G = Gas connection

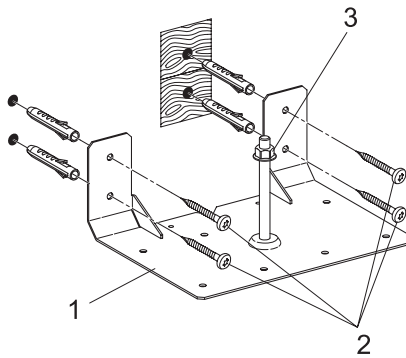
HR19x4, HR193x, HR195x (installation drawing)

(x) = Toe-kick height adjustment 5" – 6 1/2" (127 mm – 165.1 mm)



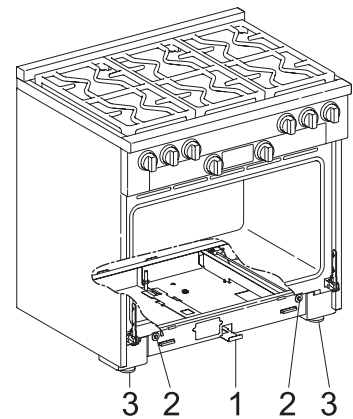
HR11xx, HR19xx, HR17xx – Installation drawing

1 Anti-tip device, 2 Screws, 3 Locking nut



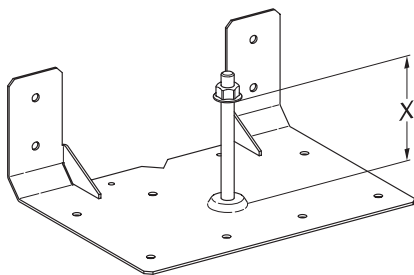
HR11xx, HR19xx – Installation drawing

1 Anti-tip device, 2 Screws, 3 Locking nut



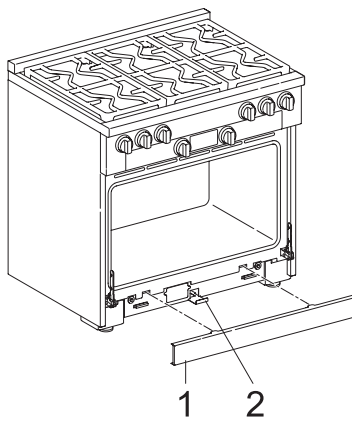
HR11xx, HR19xx, HR17xx – Installation drawing

1 Anti-tip device, 2 Screws, 3 Locking nut



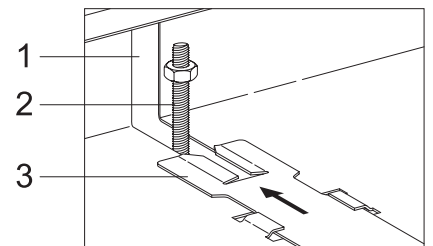
HR11xx, HR19xx, HR17xx – Installation drawing

X 3 13/16" (97 mm): HR1124, HR1134, HR1135, HR1136, HR1724, HR1924, HR1934, HR1935, HR1936, HR1954, HR1955, HR1956, X 3 1/4" (82 mm): HR1134-2, HR1134-3, HR1135-2, HR1135-3, HR1136-2, HR1136-3, HR1924-2, HR1924-3, HR1934-2, HR1934-3, HR1935-2, HR1935-3, HR1936-2, HR1936-3, HR1954-2, HR1954-3, HR1955-2, HR1955-3, HR1956-2, HR1956-3



HR11xx, HR19xx, HR17xx – Installation drawing

1 Toe kick cover, 2 Locking clamp



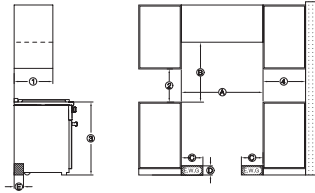
HR11xx, HR19xx, HR17xx – Installation drawing

1 Opening in the range housing, 2 Bolt of the anti-tip device, 3 Locking clamp with slot

HR 1956-3 G DF GD

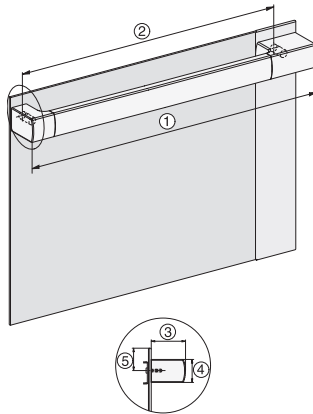
48 inch range

Dual Fuel model with M Touch controls

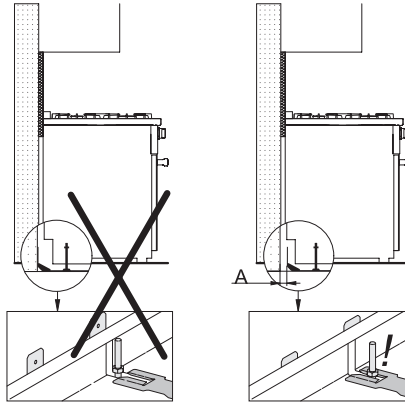


HR19xx – Installation drawing

② Maximum depth of top cabinet, ② Minimum distance to bottom edge of top cabinet, ② Distance from the floor to cooktop surface, ② Minimum distance to combustible surfaces, E = Electric connection, W = Water connection, G = Gas connection, (A) Width of cabinet opening, (B) Minimum distance between the top of the cooking area and the bottom of an unprotected combustible surface. Minimum distance to a protected combustible surface or when a Miele Ventilation Hood is installed. For all other Hoods please consult the manufacturer's specifications for required distances., (C) Maximum connection width right and left, (D) Maximum connection height, (E) Maximum connection depth

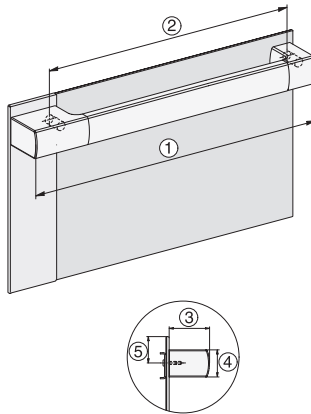


HR1954-3, HR1955-3, HR1956-3 installation drawings
48", ② 22 1/16" / 560,55 mm, ② 18" / 456,55 mm, ② 2 1/2" / 64 mm, ② 1 11/16" / 43 mm, ② 1 1/2" / 38,5 mm

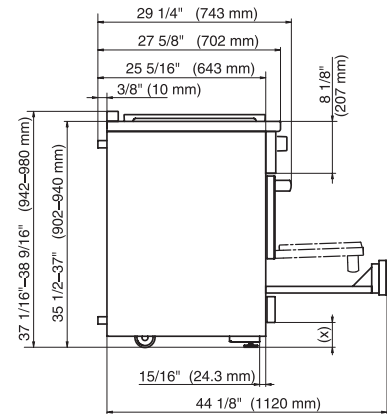


HR11xx, HR19xx, HR17xx – Installation drawing

A = Distance between the rear of the range to the supporting wall

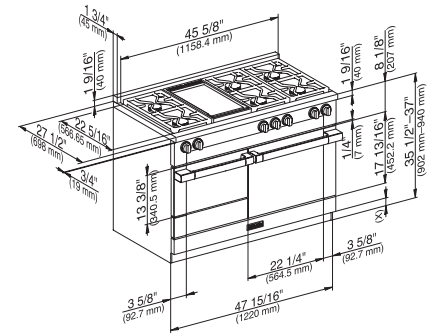


HR1954-3, HR1955-3, HR1956-3, installation drawings
48", ② 18 1/16" / 458,25 mm, ② 13 15/16" / 354,25 mm, ② 2 1/2" / 64 mm, ② 1 11/16" / 43 mm, ② 1 1/2" / 38,5 mm



HR1954-3, HR1955-3, HR1956-3, Side view, (*Fußnote) installation drawing

(x) = Depending on the appliance height adjustment: 4" – 5 1/2" (101.6 mm – 139.7 mm)



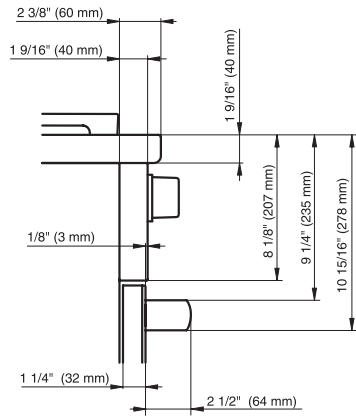
HR1956-3 (installation drawing)

(x) = Toe-kick height adjustment 4" – 5 1/2" (101.6 mm – 139.7 mm)

HR 1956-3 G DF GD

48 inch range

Dual Fuel model with M Touch controls



HR1924-3, HR1934-3, HR1935-3, HR1936-3, HR1954-3, HR1955-3, HR1956-3 (installation drawing)