

DOP48M96D

48-INCH PRO DUAL-FUEL STEAM RANGE

MODERNIST COLLECTION

dacor®



AVAILABLE MODELS

- DOP48M96DLS - Stainless Steel, Natural Gas
- DOP48M96DPS - Stainless Steel, Liquid Propane
- DOP48M96DHS - Stainless Steel, Natural Gas/High Altitude
- DOP48M96DAS - Stainless Steel, Liquid Propane/High Altitude
- DOP48M96DLM - Graphite Stainless Steel, Natural Gas
- DOP48M96DPM - Graphite Stainless Steel, Liquid Propane
- DOP48M96DHM - Graphite Stainless Steel, Natural Gas/High Altitude
- DOP48M96DAM - Graphite Stainless Steel, Liquid Propane/High Altitude

FEATURES & BENEFITS

- Exclusive Four-Part Dual Pure Convection - heat, air, baffle, and filter to precisely distribute heat for superior cooking results.
- Real Steam™ and Convection Oven - the power of steam and convection cooking in one.
- Large oven capacity - 4.8 cu. ft. / 1.8 cu. ft.
- 6 Dual-Stack Sealed Burners + Electric Griddle.
- Powerful 22K BTU and true simmer burners.
- Illumina™ Knobs and Ambient Light.
- 7" LCD Control Panel
- Dacor iQ Kitchen app with integrated Wif-Fi to control and monitor remotely.
- Auto connect to hood.

ACCESSORIES (INCLUDED)

GlideRack™	2 (lg)
Standard Rack	1 (lg) / 1 (sm)
Temperature Probe	1 ea (both)
Wok Ring	1
Convection Filter	2 (lg) / 1 (sm)
Steam Tray	2 (sm)
Half Steam Tray	2 (sm)
Brass Burner Caps	Yes
Black Burner Caps	Yes

ACCESSORIES (OPTIONAL)

ACCESSORIES (OPTIONAL)	SKU
Cookie Sheets (Set of 3)	ACSM303

GENERAL PROPERTIES

Oven Capacity (cubic feet)	4.8 (lg oven) / 1.8 (sm oven)
----------------------------	-------------------------------

Cooking Modes - Large Cavity
Bake - Broil - Convection Bake - Convection Roast - Convection
Broil - Four-Part Pure Convection - Pure Convection Sear

Cooking Modes - Small Cavity
Bake - Broil - Convection Bake - Convection Roast - Convection
Broil - Four-Part Pure Convection - Real Steam - Steam Bake -
Steam Roast

OVEN PERFORMANCE

Bake Element	3,000W - 8 pass (lg) 1,000W (sm)
Broil Element	4,400W - 10 pass (lg) 2,400W (sm)
Convection Element	1,300W (ea - 2,600W total) (lg) / 2,000W (sm)
Steam Heater	2,000W (sm)

BURNER PERFORMANCE

Total Number of Cooktop Burners	6 + Griddle
Left Front (BTU)	18,000 Dual (Simmer)
Left Rear (BTU)	16,000 Stack Dual (Simmer)
Center Front (BTU)	22,000 Dual (Simmer)
Center Rear (BTU)	9,000 Stack Dual (Simmer)
Right Front (BTU)	16,000 Stack Dual (Simmer)
Right Rear (BTU)	16,000 Stack Dual (Simmer)
Power of Griddle	1,400W
Sealed Burners	Yes
Perma-Flame™ (Auto Re-Ignition)	Yes

CONTROL FEATURES

InfoCenter™ Display	Yes
Number of Knobs	7 + 2 Lamp Knobs
Control Method	7" Pop-Up LCD
Wi Fi	Yes
Bluetooth (Hood Connection)	Yes
Illumina™ Burner Knobs	Yes
Highlighting Color	White
Ambient Lighting	Yes (Dimming)
Clock	Yes
Delay Start	Yes
Kitchen Timer	Yes
Time of Day (12 Hr/24 Hr)	Yes
Temperature (F / C)	Yes
Child Lock	Yes
Sound On/Off	Yes
Manual Lighting On/Off	Yes

DOP48M96D
48-INCH PRO DUAL-FUEL STEAM RANGE
 MODERNIST COLLECTION



ADDITIONAL FEATURES	
Cleaning Type	Self Clean (Primary) GreenClean™ (Both Ovens)
Type of Grate	Continuous Cast Iron
Cavity	Black Enamel Coating
Rack Positions	6 (lg) / 4 (sm)
Convection Type	Dual (lg) / Single (sm)
Lighting	BrightVue™ - LED + Halogen
ADDITIONAL MODES	
Keep Warm	Yes (both)
Low Proof	Yes (lg) - Steam (sm)
Proof	Yes (lg) - Steam (sm)
Stone Mode	Yes (lg)
Dehydrate	Yes (lg)
Gourmet Cook	Yes (lg)
Sabbath	Yes
ADDITIONAL STEAM MODES	
Fine Steam	Yes (sm)
Guided Steam	Yes (sm)
Recovery Heat (Auto Reheat)	Yes (sm)
OPTIONAL MODES	
Temperature Probe	Yes (both)
InstantHeat (No PreHeat)	Yes (lg) with Convection Roast / Convection Bake
Steam Proof	Yes (sm)
STEAM PROPERTIES	
Type	Real Steam
Water Tank Size	1.5L
Water Tank Location	Small Cavity (Top Front)
Water Tank Material	Plastic
Water Tank Type	Manual

TECHNICAL DETAILS	
Circuit Breaker (A)	50
Volts (V)	240 / 208
Frequency (Hz)	60
Energy Source	Gas and Electric
Gas Type	Natural Gas Natural Gas (High Altitude) Liquid Propane Liquid Propane (High Altitude)
DIMENSIONS & WEIGHT	
Appliance Dimensions (H x W x D) (in.)	36 1/8" x 47 7/8" x 24"
Required Cutout Size (W x D) (in.)	48" x 24"
WARRANTY	
Limited, Parts and Labor	1 Year

DOP48M96D

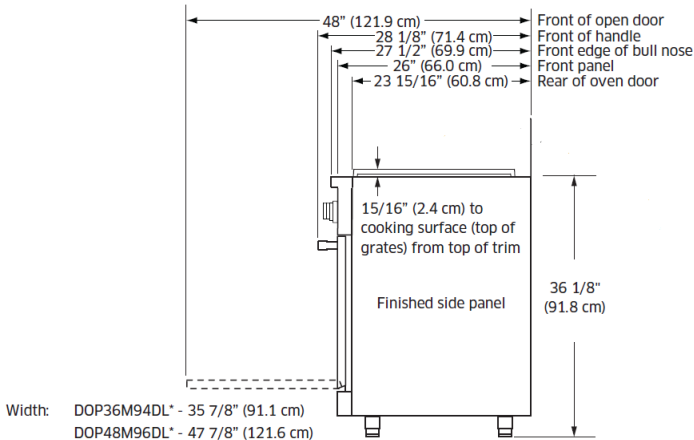
48-INCH PRO DUAL-FUEL STEAM RANGE

MODERNIST COLLECTION



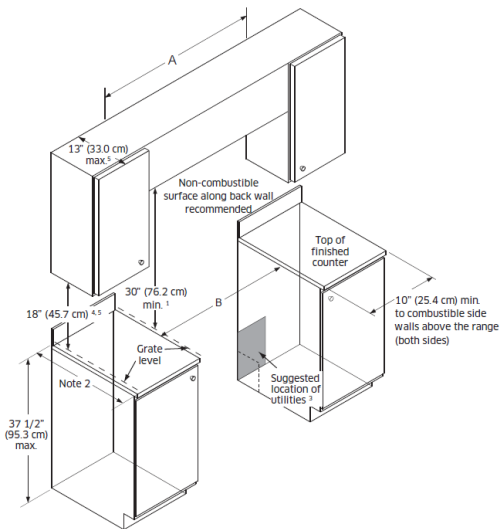
APPLIANCE DIMENSIONS

Product tolerances: ±1/16" (±1.6mm)

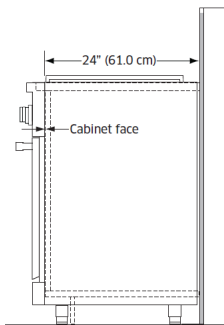


	48"
A (Width)	47 7/8" (121.6cm)
B (Depth)	24" (60.9cm)
C (Height)	36 1/8" (91.8cm)

INSTALLATION CUTOUT DIMENSIONS



	48"
A (Width)	48" (121.9cm) 54" (137.2cm)
B (Width)	48" (121.9cm)



View of Range Installed
(Side View)